

## ภาคผนวกที่ 4

เอกสารสอบเทียบความถูกต้องของเครื่องมือ

ตรวจวัดคุณภาพสิ่งแวดล้อม

ตารางสรุปรายการเอกสารการสอบเทียบความถูกต้องของเครื่องมือเก็บตัวอย่าง  
และเครื่องมือตรวจวิเคราะห์คุณภาพสิ่งแวดล้อม

รายการตรวจวัด	เครื่องมือเก็บตัวอย่าง	เครื่องมือตรวจวิเคราะห์
	ชื่อเครื่องมือ	ชื่อเครื่องมือ
<b>คุณภาพอากาศในบรรยากาศ</b>		
Total Suspended Particulate (TSP)	High Volume Air Sampler No. B08, B16, B33	Digital Balance
Sulfur Dioxide (SO <sub>2</sub> )	Gas Sampler Box No. B01, B02, B12	Spectrophotometer
Nitrogen Dioxide (NO <sub>2</sub> )	NO <sub>2</sub> Analyzer No. B10, B11, B21	NO <sub>2</sub> Analyzer No. B10, B11, B21
Acetaldehyde	Flow Meter	GC/MS
1,4-Dioxane	Flow Meter	GC/MS
<b>คุณภาพอากาศจากปล่องระบาย</b>		
Particulate	Console No. B05, R01 Pitot Tube No. B21, B57, B58	Digital Balance
Oxides of Nitrogen	Vacuum Gauge	Spectrophotometer
Carbon Monoxide	Personal Pump SKC No. B04, B48 Rotameter H-B08, B09	CO Analyzer No. B04
Sulfur Dioxide	Personal Pump SKC No. B04, B08 Rotameter H-B08, B09	Digital Balance
Total VOC	Personal Pump SKC No. B04, B48 Rotameter H-B08, B09	VOC Analyzer No. B02
Acetaldehyde	Personal Pump SKC No. B04, B08 Rotameter No. L-B08, B09	GC/FID
<b>ระดับเสียงในบรรยากาศ</b>		
L <sub>eq</sub> 24 hr, L <sub>max</sub> , L <sub>90</sub>	Acoustic Calibrator Sound Level Meter ACO No. B09, B30, B42, B45 ACO-C1 No. B03, B04	-
<b>คุณภาพน้ำ</b>		
pH	-	pH Meter
Temperature	-	Liquid in Glass Thermometer
Total Suspended Solids	-	Digital Balance
BOD <sub>5</sub>	-	BOD Analyzer
COD	-	COD Reactor
Grease & Oil	-	Digital Balance



ตารางสรุปรายการเอกสารการสอบเทียบความถูกต้องของเครื่องมือเก็บตัวอย่าง  
และเครื่องมือตรวจวิเคราะห์คุณภาพสิ่งแวดล้อม (ต่อ)

รายการตรวจวัด	เครื่องมือเก็บตัวอย่าง	เครื่องมือตรวจวิเคราะห์
	ชื่อเครื่องมือ	ชื่อเครื่องมือ
คุณภาพอากาศในสถานประกอบการ ไอระเหย Ethylene Glycol (EG)	Personal Pump SKC No. B08, B33, B45, B77 Rotameter No. H-B01, B03	GC/FID
ไอระเหย Acetaldehyde	Personal Pump SKC No. B08, B24, B44, B45, B49, B52, B55, B57, B68, B69, B88, B91 Rotameter No. L-B01, B03	GC/FID
ระดับเสียงในสถานประกอบการ Leq 8 hr	Acoustic Calibrator Sound Level Meter ACO No. B18, B29, B33, B36, B41, B43	-

คุณภาพอากาศในบรรยากาศ



บริษัท เอส.พี.เอส. คอนซัลติ้ง เซอร์วิส จำกัด

S.P.S. CONSULTING SERVICE CO., LTD.

7 ซอยพหลโยธิน 24 ถนนพหลโยธิน แขวงจอมพล เขตจตุจักร กรุงเทพฯ 10900

7 Soi Phaholyothin 24, Phaholyothin Rd., Jompol, Chatuchak, Bangkok 10900

Tel : (662) 939-4370-72 Fax : (662) 513-4221 E-mail : sale@spscon.com, www.spscon.com

## High Volume Air Sampler Calibration Report

Calibration Method : Multipoint Orifice Flow Transfer Standard

Model : TE 5025A

S/N : 3440

### Calibration Data

High Volume Air Sampler Data		Calibration Data		
Recorder No.	Blower No.	Date	Actual Flowrate (ft <sup>3</sup> /min)	R <sup>2</sup>
B01	B01	01/08/2025	y = 1.099x-3.517	0.999
B02	B02	01/08/2025	y = 1.142x-3.995	0.999
B03	B03	01/08/2025	y = 1.127x-5.756	0.997
B04	B04	01/08/2025	y = 1.137x-4.695	0.999
B05	B05	01/08/2025	y = 1.128x-5.472	0.999
B06	B06	01/08/2025	y = 1.177x-5.925	0.996
B07	B07	01/08/2025	y = 1.147x-5.407	0.999
B08	B08	01/08/2025	y = 1.152x-6.011	0.997
B09	B09	01/08/2025	y = 1.132x-4.325	0.998
B10	B10	07/08/2025	y = 1.123x-5.255	0.998
B11	B11	01/08/2025	y = 1.131x-3.867	0.997
B12	B12	01/08/2025	y = 1.128x-2.501	0.997
B13	B13	01/08/2025	y = 1.162x-4.037	0.996
B14	B14	01/08/2025	y = 1.144x-4.295	0.997
B15	B15	01/08/2025	y = 1.101x-3.061	0.998
B16	B16	07/08/2025	y = 1.039x-1.195	0.999
B17	B17	01/08/2025	y = 1.056x+0.573	0.998
B18	B18	01/08/2025	y = 1.176x-6.349	0.998
B19	B19	01/08/2025	y = 1.150x-4.805	0.996
B20	B20	04/08/2025	y = 1.043x+2.427	0.999
B21	B21	01/08/2025	y = 1.064x+0.460	0.997
B22	B22	01/08/2025	y = 1.146x-4.084	0.998
B23	B23	01/08/2025	y = 1.118x-2.441	0.999
B24	B24	01/08/2025	y = 1.085x-1.292	0.999
B25	B25	01/08/2025	Y = 1.074x+0.323	0.999
B26	B26	04/08/2025	y = 1.098x-3.782	0.997
B27	B27	01/08/2025	y = 1.173x-7.561	0.997
B28	B28	01/08/2025	y = 1.128x-5.410	0.998
B29	B29	01/08/2025	y = 1.134x-3.750	0.998
B30	B30	01/08/2025	y = 1.050x+1.266	0.999
B31	B31	04/08/2025	y = 1.166x-5.291	0.999
B32	B32	01/08/2025	y = 1.159x-4.739	0.996
B33	B33	01/08/2025	y = 1.173x-5.447	0.997
B34	B34	01/08/2025	y = 1.148x-4.099	0.999



บริษัท เอส.พี.เอส. คอนซัลติ้ง เซอร์วิส จำกัด  
S.P.S. CONSULTING SERVICE CO., LTD.  
7 ซอยพหลโยธิน 24 ถนนพหลโยธิน แขวงจอมพล เขตจตุจักร กรุงเทพฯ 10900  
7 Soi Phaholyothin 24, Phaholyothin Rd., Jompol, Chatuchak, Bangkok 10900  
Tel : (662) 939-4370-72, Fax : (662) 513-4221, E-mail : sale@spscon.com, www.spscon.com

## High Volume Air Sampler Calibration Report

Calibration Method : Multipoint Orifice Flow Transfer Standard

Model : TE 5025A

S/N : 3440

### Calibration Data

High Volume Air Sampler Data		Calibration Data		
Recorder No.	Blower No.	Date	Actual Flowrate (ft <sup>3</sup> /min)	R <sup>2</sup>
B35	B35	01/08/2025	y = 1.126x-2.314	0.997
B36	B36	01/08/2025	y = 1.158x-3.625	0.999
B37	B37	01/08/2025	y = 1.071x-0.714	0.998
B38	B38	07/08/2025	y = 1.138x-6.470	0.999
B39	B39	07/08/2025	y = 1.074x-2.233	0.999
B40	B40	01/08/2025	y = 1.137x-4.281	0.998
B41	B41	01/08/2025	y = 1.124x-3.061	0.999
B42	B42	01/08/2025	y = 1.130x-3.831	0.998
B43	B43	04/08/2025	y = 1.098x-1.647	0.999
B44	B44	07/08/2025	y = 1.107x-2.029	0.997
R01	R01	01/08/2025	y = 1.027x+1.685	0.998
R02	R02	01/08/2025	y = 1.154x-5.444	0.998
R03	R03	01/08/2025	y = 1.174x-5.934	0.999
R04	R04	04/08/2025	y = 1.125x-3.465	0.997
R05	R05	01/08/2025	y = 1.097x+0.437	0.999
R06	R06	04/08/2025	y = 1.138x-2.560	0.997
R07	R07	01/08/2025	y = 1.046x-0.699	0.999
R08	R08	01/08/2025	y = 1.109x-3.582	0.997
R09	R09	01/08/2025	y = 1.088x-1.852	0.999
R10	R10	01/08/2025	y = 1.134x-4.535	0.996
R11	R11	01/08/2025	y = 1.170x-6.929	0.998
R12	R12	01/08/2025	y = 1.151x-4.183	0.999
R13	R13	01/08/2025	y = 1.117x-4.198	0.999
R14	R14	01/08/2025	y = 1.109x-2.662	0.998
R15	R15	01/08/2025	y = 1.126x-5.806	0.996
R16	R16	01/08/2025	y = 1.149x-7.086	0.996
R17	R17	01/08/2025	y = 1.120x-5.050	0.997
R18	R18	04/08/2025	y = 1.155x-5.737	0.997
R19	R19	04/08/2025	y = 1.131x-5.715	0.997
R20	R20	01/08/2025	y = 1.152x-5.912	0.996





บริษัท เอส.พี.เอส. คอนซัลติ้ง เซอร์วิส จำกัด

S.P.S. CONSULTING SERVICE CO., LTD.

7 ซอยพหลโยธิน 24 ถนนพหลโยธิน แขวงจอมพล เขตจตุจักร กรุงเทพฯ 10900

7 Soi Phaholyothin 24, Phaholyothin Rd., Jompol, Chatuchak, Bangkok 10900

Tel : (662) 939-4370-72, Fax : (662) 513-4221, E-mail : sale@spscon.com., www.spscon.com

## Gas Sampler Box Calibration Report

Calibration Method : Dry Cal Primary Flowmeter

Model : Dry Cal DCL-ML

S/N : 136164

### Calibration Data

Gas Sampler		Calibration Data					
No.	Rotameter	Date	Setting (Constant Flow) (mL/min)	Actual Flow Rate (mL/min)			
				Sampling Line A		Sampling Line B	
				Normal Condition	Standard Condition	Normal Condition	Standard Condition
B01	2 (A&B)	01/09/2025	200	200.2	199.6	200.4	199.8
B02	2 (A&B)	02/09/2025	200	200.4	199.8	200.5	199.9
B03	2 (A&B)	02/09/2025	200	199.9	199.3	199.7	199.1
B04	2 (A&B)	03/09/2025	200	200.2	199.6	199.8	199.2
B05	2 (A&B)	02/09/2025	200	200.1	199.5	200.4	199.8
B06	2 (A&B)	01/09/2025	200	200.2	199.6	199.8	199.2
B07	2 (A&B)	03/09/2025	200	199.9	199.3	200.3	199.8
B08	2 (A&B)	01/09/2025	200	200.4	199.8	199.9	199.4
B09	2 (A&B)	01/09/2025	200	199.8	199.3	200.2	199.6
B10	2 (A&B)	01/09/2025	200	200.4	199.8	200.5	199.9
B11	2 (A&B)	02/09/2025	200	199.9	199.4	200.2	199.6
B12	2 (A&B)	02/09/2025	200	200.4	199.8	200.1	199.5
B13	2 (A&B)	01/09/2025	200	200.2	199.7	199.8	199.2
B14	2 (A&B)	01/09/2025	200	199.8	199.2	199.9	199.3
B15	2 (A&B)	03/09/2025	200	199.9	199.3	199.6	199.0
B16	2 (A&B)	03/09/2025	200	200.4	199.8	200.2	199.6
B17	2 (A&B)	01/09/2025	200	199.6	199.1	199.9	199.3



บริษัท เอส.พี.เอส. คอนซัลติ้ง เซอร์วิส จำกัด  
S.P.S. CONSULTING SERVICE CO., LTD.  
7 ซอยพหลโยธิน 24 ถนนพหลโยธิน แขวงจอมพล เขตจตุจักร กรุงเทพฯ 10900  
7 Soi Phaholyothin 24, Phaholyothin Rd., Jompol, Chatuchak, Bangkok 10900  
Tel : (662) 939-4370-72, Fax : (662) 513-4221, E-mail : sale@spscon.com., www.spscon.com

# CALIBRATION REPORT

## CHEMILUMINESCENT NO / NO<sub>2</sub> / NO<sub>x</sub> ANALYZER

DATE : 13 October 2025

BRAND : API

MODEL : 200E

NO. NOX-B10

SERIAL NO. 4465

### Calibrator (Dilution System)

Brand : Teledyne

Model : 700E

Last Cal. Date : 28 October 2024

Serial No. : 201-S

### Reference Standard Gas

Standard Gas : Nitric Oxide (NO)

Cylinder No. : A00726SV

Certified Date : 05 January 2023

Expired Date : 05 January 2026

Cylinder Conc. : 48.8 ppm

### CALIBRATING CONDITION

Pressure 1011 mmbar

Temp. 24.6 °C

% RH 50

### CALIBRATION SETTING

Span	Initial Reading (Before Adj.),PPB			Final Reading (After Adj.),PPB	
	Expected Concentration	Analyzer Response	%Dif	Analyzer Response	Slope
Zero	0	-0.10	-	0	-
NO Span	400	399.6	-0.100	400.0	1.005
NO <sub>x</sub> Span	400	399.8	-0.050	400.0	1.008

### API Model 200E NO<sub>x</sub> Analyzer Check List

Test Values	Observed Value	Units	Nominal Range
RANGE	500	PPB	500 standard
STABILITY (Zero Gas)	0.1	PPB	< 2 with zero air
SAMPLE FLOW	506	cc/min	500 ± 50
OZONE FLOW	78	cc/min	80 ± 15
PMT	103.3	mV	-20 - 150
AZERO	94.0	mV	-20 - 150
HVPS	673	V	420 - 900 constant
RCELL TEMP	50.2	°C	50 ± 1
BOX TEMP	29.4	°C	8 - 48
PMT TEMP	7.1	°C	7 ± 2
MOLY TEMP	314.9	°C	315 ± 5
RCELL PRESS	8.3	IN-Hg-A	2 - 10 constant
SAMPLE PRESS	28.6	IN-Hg-A	25 - 30 constant
NO Span Conc	400	PPB	20 - 20,000
NO <sub>x</sub> Span Conc	400	PPB	20 - 20,000
NO Slope	1.005	-	1.0 ± 0.3
NO <sub>x</sub> Slope	1.008	-	1.0 ± 0.3
NO Offset	1.0	mV	-20 to +150
NO <sub>x</sub> Offset	0.6	mV	-20 to 150
Stability at Zero	0.1	PPB	< 0.2
Stability at Span	0.2	PPB	< 2 ppb @ 400 ppb span gas





บริษัท เอส.พี.เอส. คอนซัลติ้ง เซอร์วิส จำกัด  
S.P.S. CONSULTING SERVICE CO., LTD.  
7 ซอยพหลโยธิน 24 ถนนพหลโยธิน แขวงจอมพล เขตจตุจักร กรุงเทพฯ 10900  
7 Soi Phaholyothin 24, Phaholyothin Rd., Jompol, Chatuchak, Bangkok 10900  
Tel : (662) 939-4370-72 Fax : (662) 513-4221 E-mail : sale@spscon.com., www.spscon.com

CALIBRATION REPORT					
CHEMILUMINESCENT NO / NO <sub>2</sub> / NO <sub>x</sub> ANALYZER					
DATE :	13 October 2025	BRAND :	API	MODEL :	200E
NO.	NOX-B11	SERIAL NO.	4467		
Calibrator (Dilution System)					
Brand : Teledyne			Model : 700E		
Last Cal. Date : 28 October 2024			Serial No. : 201-S		
Reference Standard Gas					
Standard Gas : Nitric Oxide (NO)			Cylinder No. : A00726SV		
Certified Date : 05 January 2023		Expired Date : 05 January 2026		Cylinder Conc. : 48.8 ppm	
CALIBRATING CONDITION					
Pressure	1011	mmbar	Temp.	24.6	°C
			% RH	50	
CALIBRATION SETTING					
Span	Initial Reading (Before Adj.),PPB			Final Reading (After Adj.),PPB	
Set Point	Expected Concentration	Analyzer Response	%Dif	Analyzer Response	Slope
Zero	0	0.11	-	0	-
NO Span	400	399.9	-0.025	400.0	1.008
NO <sub>x</sub> Span	400	400.1	0.025	400.0	1.012
API Model 200E NO <sub>x</sub> Analyzer Check List					
Test Values	Observed Value	Units	Nominal Range		
RANGE	500	PPB	500 standard		
STABILITY (Zero Gas)	0.1	PPB	< 2 with zero air		
SAMPLE FLOW	510	cc/min	500 ± 50		
OZONE FLOW	79	cc/min	80 ± 15		
PMT	103.4	mV	-20 - 150		
AZERO	94.2	mV	-20 - 150		
HVPS	671	V	420 - 900 constant		
RCELL TEMP	50.3	°C	50 ± 1		
BOX TEMP	29.5	°C	8 - 48		
PMT TEMP	7.4	°C	7 ± 2		
MOLY TEMP	315.2	°C	315 ± 5		
RCELL PRESS	8.5	IN-Hg-A	2 - 10 constant		
SAMPLE PRESS	28.7	IN-Hg-A	25 - 30 constant		
NO Span Conc	400	PPB	20 - 20,000		
NO <sub>x</sub> Span Conc	400	PPB	20 - 20,000		
NO Slope	1.008	-	1.0 ± 0.3		
NO <sub>x</sub> Slope	1.012	-	1.0 ± 0.3		
NO Offset	1.5	mV	-20 to +150		
NO <sub>x</sub> Offset	0.9	mV	-20 to 150		
Stability at Zero	0.1	PPB	< 0.2		
Stability at Span	0.2	PPB	< 2 ppb @ 400 ppb span gas.		



บริษัท เอส.พี.เอส. คอนซัลติ้ง เซอร์วิส จำกัด

S.P.S. CONSULTING SERVICE CO., LTD.

7 ซอยพหลโยธิน 24 ถนนพหลโยธิน แขวงจอมพล เขตจตุจักร กรุงเทพฯ 10900

7 Soi Phaholyothin 24, Phaholyothin Rd., Jompol, Chatuchak, Bangkok 10900

Tel : (662) 939-4370-72, Fax : (662) 513-4221, E-mail : sale@spscon.com, www.spscon.com

## CALIBRATION REPORT

### CHEMILUMINESCENT NO / NO<sub>2</sub> / NO<sub>x</sub> ANALYZER

DATE : 13 October 2025

BRAND : API

MODEL : TML-41M

NO. NOX-B21

SERIAL NO. N02374

#### Calibrator (Dilution System)

Brand : Teledyne

Model : 700E

Last Cal. Date : 28 October 2024

Serial No. : 201-S

#### Reference Standard Gas

Standard Gas : Nitric Oxide (NO)

Cylinder No. : A00726SV

Certified Date : 05 January 2023

Expired Date : 05 January 2026

Cylinder Conc. : 48.8 ppm

#### CALIBRATING CONDITION

Pressure 1011 mmbar

Temp. 24.6 °C

% RH 50


#### CALIBRATION SETTING

Span	Initial Reading (Before Adj.), PPB			Final Reading (After Adj.), PPB	
	Expected Concentration	Analyzer Response	%Dif	Analyzer Response	Slope
Zero	0	0.10	-	0	-
NO Span	400	399.7	-0.075	400.0	1.006
NO <sub>x</sub> Span	400	399.9	-0.025	400.0	1.010

#### API Model TML-41M NO<sub>x</sub> Analyzer Check List

Test Values	Observed Value	Units	Nominal Range
RANGE	500	PPB	500 standard
STABILITY (Zero Gas)	0.1	PPB	< 2 with zero air
SAMPLE FLOW	509	cc/min	500 ± 50
OZONE FLOW	78	cc/min	80 ± 15
PMT	103.1	mV	-20 - 150
AZERO	93.8	mV	-20 - 150
HVPS	675	V	420 - 900 constant
RCELL TEMP	50.1	°C	50 ± 1
BOX TEMP	29.2	°C	8 - 48
PMT TEMP	7.3	°C	7 ± 2
MOLY TEMP	314.7	°C	315 ± 5
RCELL PRESS	8.2	IN-Hg-A	2 - 10 constant
SAMPLE PRESS	28.4	IN-Hg-A	25 - 30 constant
NO Span Conc	400	PPB	20 - 20,000
NO <sub>x</sub> Span Conc	400	PPB	20 - 20,000
NO Slope	1.006	-	1.0 ± 0.3
NO <sub>x</sub> Slope	1.010	-	1.0 ± 0.3
NO Offset	1.1	mV	-20 to +150
NO <sub>x</sub> Offset	0.7	mV	-20 to 150
Stability at Zero	0.1	PPB	< 0.2
Stability at Span	0.2	PPB	< 2 ppb @ 400 ppb span gas





MIRACLE INTERNATIONAL TECHNOLOGY CO.,LTD

214 Bangwaek Rd. Bangpai Bangkae Bangkok 10160

Tel.: 0-2865-4647-8 Fax: 0-2865-4649 <http://www.mit.in.th>



## CALIBRATION CERTIFICATE

Page 1 of 4

Certificate No. : L202412119-0001

Date Issued : 13-Dec-24

**Customer** : S.P.S. CONSULTING SERVICE CO., LTD.  
7 Soi Phaholyothin 24 Phaholyothin Road., Jompol, Chatuchak,  
Bangkok 10900

**Equipment** : Mass Flow meter

**Manufacturer** : Dwyer

**Model** : GMF-2101

**Serial No.** : -

**ID No./Tag No.** : MF01/51

**Date Received** : 11-Dec-24

**Date Calibrated** : 12-Dec-24

**Calibrated by** : Saruth Srichutikul

### Calibration Method or Calibration Procedure Used

In-house method : CP-34 by comparison against mass flow calibrator.


This certificate is traceable to national standards, which realize the units of measurement according to the International System of Units (SI).

### Result of Calibration

The reported uncertainty of measurement was based on standard uncertainty multiplied by a coverage factor  $k = 2$ , providing a level confidence approximately 95 percent.

This certificate may not be reproduced other than in full except with the prior written approval of the Miracle International Technology Company Limited.

Approved by:



Certificate No. : L202412119-0001

Ambient Temperature :  $(25 \pm 2)^{\circ}\text{C}$

Relative Humidity :  $(50 \pm 15)\%\text{RH}$

Capacity Range : 17 ml/min

Calibration Media : Air

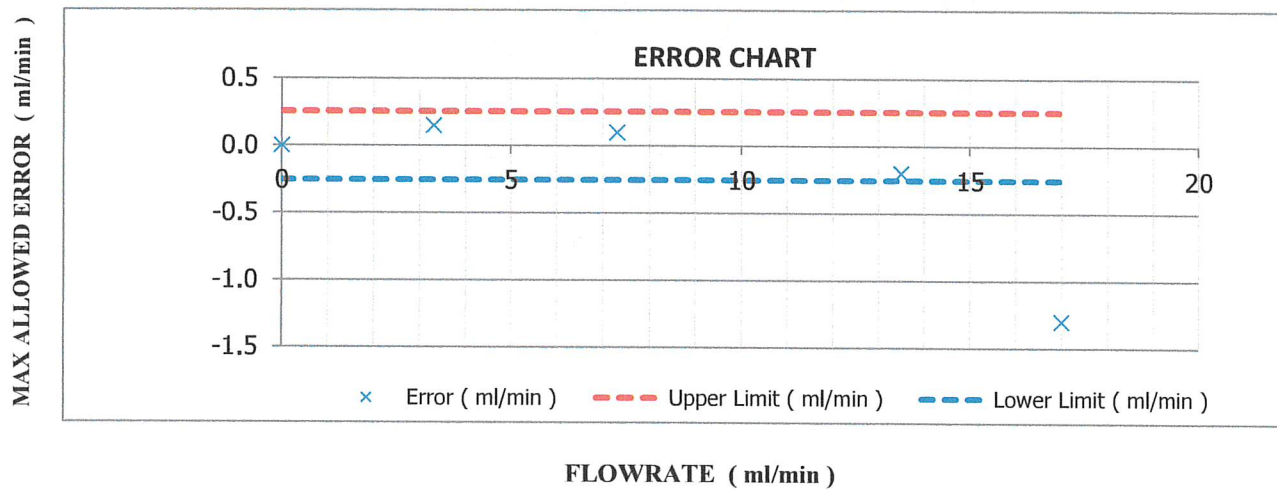
Type : Mass Flowmeter

Unit Under Calibration Reference Condition : Pressure 101.325 kPa(abs) ,  $21^{\circ}\text{C}$  , Nitrogen

#### Before Adjustment

Temperature ( $^{\circ}\text{C}$ )	Pressure (kPa)	UUC Reading (ml/min)	STD Reading (ml/min)	Error (ml/min)	Uncertainty ( $\pm$ ml/min)
24.00	100.46	0.00	0.000 *	0.000	0.063
24.10	100.62	3.30	3.149	0.151	0.13
24.10	100.78	7.30	7.2	0.10	0.14
24.20	101.07	13.50	13.7	-0.20	0.15
24.20	101.30	17.00	18.3	-1.30	0.19

Error = Unit Under Calibration - Standard



Certificate No. : L202412119-0001

Ambient Temperature : (25 ± 2)°C

Relative Humidity : (50 ± 15)%RH

Capacity Range : 17 ml/min

Calibration Media : Air

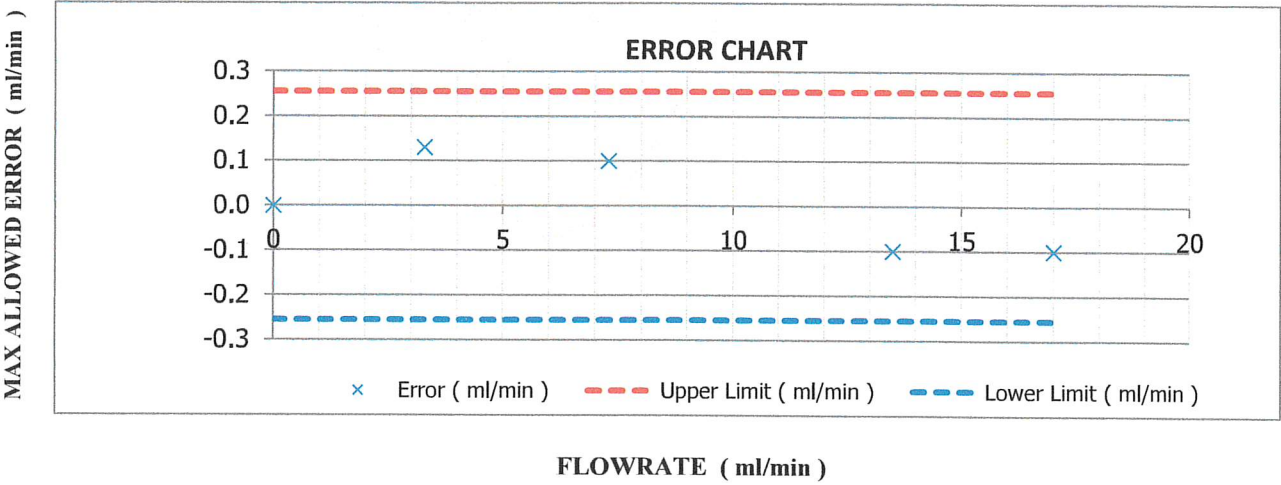
Type : Mass Flowmeter

Unit Under Calibration Reference Condition : Pressure 101.325 kPa(abs) , 21 °C , Nitrogen

After Adjustment

Temperature	Pressure	UUC Reading	STD Reading	Error	Uncertainty
( ° C )	( kPa )	( ml/min )	( ml/min )	( ml/min )	( ± ml/min )
24.00	100.45	0.00	0.000 *	0.000	0.063
24.10	100.62	3.30	3.170	0.130	0.13
24.10	100.78	7.30	7.2	0.10	0.14
24.20	101.01	13.50	13.6	-0.10	0.15
24.00	101.19	17.00	17.1	-0.10	0.18

Error = Unit Under Calibration - Standard



Certificate No. : L202412119-0001

**Note :** The actual flow rate is determined by the equation :

$$Q_{Meas} = Q_{Ref} \times \frac{P_{Ref}}{P_{Meas}} \times \frac{T_{Meas}}{T_{Ref}}$$

; Q = Flow rate

; P = Absolute pressure

; T = Absolute temperature

; Subscript "Meas" = Measurement condition

; Subscript "Ref" = Reference condition

Condition As-Received : Used Item

The measurement results and statements of conformity with specification only relate to the item calibrated.

**Traceability of Certificate :**

The International System of Units (SI) through

NIMT Certificate No. MW-0047-24, MW-0048-24 for Gas Flow meter Serial No. M5209179B/M5209179A, Due 03-Jul-25

**End of Certificate**





CERTIFICATE No : 25M2254

REFERENCE No : 76365-1

PAGE : 1 OF 2

## Certificate of Calibration

**EQUIPMENT** : DIGITAL BALANCE

**MANUFACTURER** : METTLER TOLEDO

**MODEL** : XS105DU

**SERIAL No** : 1126422905

**ID No** : BA05/50

**CONDITION AS RECEIVED** : USED ITEM

**SUBMITTED BY** : S.P.S. CONSULTING SERVICE CO., LTD.  
7 SOI PHAHOLYOTHIN 24, PHAHOLYOTHIN RD.,  
JOMPOL, CHATUCHAK, BANGKOK 10900

**CALIBRATED BY** : ATSAWIN Y.

**CALIBRATION DATE** : 07-Mar-25

**APPROVED BY** : 

**ISSUED DATE** : 13-Mar-25

**RECEIVED DATE** : 07-Mar-25

THIS CERTIFICATE MAY NOT BE REPRODUCED OTHER THAN IN FULL EXCEPT WITH THE PRIOR WRITTEN APPROVAL OF  
QUALITY CALIBRATION CO., LTD.







CERTIFICATE No : 25M2254

PAGE : 2 OF 2

## Calibration Report

EQUIPMENT : DIGITAL BALANCE MODEL : XS105DU  
MANUFACTURER : METTLER TOLEDO S/N : 1126422905  
ID No : BA05/50 RECEIVED DATE : 07-Mar-25  
AIR PRESSURE : 1009mbar  $\pm$  1mbar CALIBRATION DATE : 07-Mar-25  
AMBIENT TEMPERATURE : 24° C  $\pm$  1° C RELATIVE HUMIDITY : 54 %RH  $\pm$  10 % RH

### CONDITION OF THIS RESULTS OF CALIBRATION

1. THIS INSTRUMENT WAS CALIBRATED BY ACCORDING TO UKAS LAB 14 EDITION 6:2019 BY USING KNOWN WEIGHT STANDARD WEIGHT. THE BALANCE WAS NOT ADJUSTED BEFORE CALIBRATION. THE BALANCE HAS NO ZERO TRACKING FUNCTION. REPEATABILITY WAS MEASURED BY USING 10 REPEATED MEASUREMENTS. LINEARITY WAS MEASURED COVERING 10 POINTS, EVENLY SPREAD OVER THE RANGE. THE INSTRUMENT WAS SET ZERO BEFORE PERFORMING THE LINEARITY TEST. OFF-CENTER LOADING WAS MEASURED BY USING STANDARD WEIGHTS PLACED ON THE PAN AND MOVED TO VARIOUS POSITIONS ON THE PAN.

2. REFERENCE STANDARD INSTRUMENTS :-

<u>INSTRUMENT</u>	<u>MODEL</u>	<u>SERIAL No</u>	<u>CERTIFICATE No</u>	<u>DUE DATE</u>
1) STANDARD WEIGHT SET	E2	QK-I-151	C02250116	28-Jan-27
2) STANDARD WEIGHT	E2	15843	C02250117	29-Jan-27

3. THE CERTIFICATE IS VALID FOR THE ITEM CALIBRATED AS SHOWN ON THE DATE AND PLACE OF CALIBRATION ONLY.

4. THIS RESULT EXCLUDE LONG TERM STABILITY OF THE UNIT UNDER CALIBRATION.

5. THIS CERTIFICATE IS TRACEABLE TO THE INTERNATIONAL SYSTEM OF UNIT MAINTAINED AT:-

- NATIONAL INSTITUTE OF METROLOGY (THAILAND)

### RESULT OF CALIBRATION :- WITHOUT ADJUSTMENT

1. ZERO SETTING FUNCTION : NORMAL

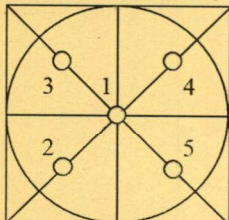
2. TARE FUNCTION : NORMAL

3. REPEATABILITY OF READING AT 120 g WAS 0.000055 g

4. DEPARTURE FROM NOMINAL VALUE/ LINEARITY

NOMINAL VALUE (g)	BALANCE READING (g)	CORRECTION (g)	UNCERTAINTY ( $\pm$ g)
0.00	0.00000	0.00000	0.000065
0.02	0.01999	0.00001	0.000065
0.10	0.10001	-0.00001	0.000066
0.20	0.20001	-0.00001	0.000066
0.50	0.50002	-0.00002	0.000065
1.00	1.00003	-0.00003	0.000066
2.00	2.00001	-0.00001	0.000067
5.00	5.00002	-0.00002	0.000068
10.00	10.00000	0.00000	0.000070
20.00	20.00004	-0.00004	0.000078
50.00	50.00000	0.00000	0.00013
100.00	100.0001	-0.0001	0.00019
120.00	120.0002	-0.0002	0.00022

5. OFF CENTER LOADING ERROR



POINT	READING (g)
1	50.0000
2	50.0000
3	50.0000
4	50.0000
5	50.0000
OFF-CENTER LOADING	0.0000

NOTE: THIS CALIBRATION WAS CARRIED OUT AT THE CUSTOMER'S PLACE AT LABORATORY AREA  
THE REPORTED UNCERTAINTY OF MEASUREMENT WAS BASED ON A STANDARD UNCERTAINTY MULTIPLIED BY A COVERAGE FACTOR  $k=2$ , PROVIDING A LEVEL OF CONFIDENCE APPROXIMATELY 95%.

END OF CALIBRATION REPORT





**SITHIPORN ASSOCIATES CO., LTD.**  
**CALIBRATION LABORATORY**

451-451/1 Sirinthorn Road, Bangbunru, Bangplud, Bangkok, 10700 Thailand  
Tel. +66 2433 8331 Email : calibration@sithiporn.com

SITHIPORN  
associates



Cert. No. : SP25026

Pages : 1 of 4


## Calibration Certificate

**Equipment :** UV-VIS SPECTROPHOTOMETER  
**Manufacturer :** PERKINELMER  
**Model :** LAMBDA 25  
**Serial No.:** 501S14123010  
**ID No.:** SP03/58  
**Calibration Mode :** WAVELENGTH ACCURACY  
PHOTOMETRIC ACCURACY  
STRAY LIGHT  
  
**Condition As Found :** GOOD  
  
**Customer :** S.P.S CONSULTING SERVICE CO., LTD.  
7 SOI PHAHOLYOTHIN 24, PHAHOLYOTHIN ROAD,  
CHOMPHON SUB-DISTRICT, CHATUCHAK DISTRICT,  
BANGKOK PROVINCE 10900 THAILAND.  
  
**Location :** ORGANIC LABORATORY IV  
  
**Ambient Temperature :** ( 22.9  $\pm$  5 ) °C  
**Relative Humidity :** ( 53.7  $\pm$  25 ) %  
  
**Received Date :** 22 AUGUST 2025  
**Calibration Date :** 22 AUGUST 2025  
**Date of Issue :** 25 AUGUST 2025

**Calibrated by :**

Nitinun Srihawan

**Approved by :**



This certificate is issued in accordance with the requirements of ISO/IEC 17025 standard, may not be reproduced other than in full, except with the prior written approval of the head of Calibration Laboratory.

**Cert. No. : SP25026**

**Job No. : VC68SP0019**

**Pages : 2 of 4**

**Calibration Method :**

This instrument was calibrated by using on-site calibration procedure In-house method : CP-SP-01

The calibration procedure to direct measurement wavelength accuracy by using wavelength standard solution, Photometric accuracy by using absorbance standard filter and absorbance standard solution

The calibration procedure used was based on ASTM E275-01, ASTM E925-02

**Condition of this result of calibration :**

1. Certified reference materials

<u>Material</u>	<u>Ref. type</u>	<u>Cell serial No.</u>	<u>Cert. No.</u>	<u>Due Date</u>
Holmium liquid	RM-HL	29706	126461	24/10/2026
Didymium liquid	RM-DL	28912	126462	24/10/2026
Neutral density filter	RM-1N2N3N	13877	126457	24/10/2026
Potassium dichromate solutions	RM-0204060810	14204	126497	25/10/2026
Potassium Iodide solution	-	KI-0701-001	CI-0185-24	14/05/2026

2. This result of calibration was found accurate as shown on date and place of calibration only.

3. This certificate is traceable to the international system of unit maintained at :

3.1 The UK National Physical Laboratory (NPL)

**Result of calibration : Wavelength Accuracy**

(Without adjustment)

<b>Material</b>	<b>Certified Values of Reference Material (nm)</b>	<b>UUC* Reading (nm)</b>	<b>Error (nm)</b>	<b>Uncertainty ± (nm)</b>	<b>k Factor</b>
<b>RM-HL</b>	278.13	278.21	0.08	0.16	2.00
	361.25	361.39	0.14	0.16	2.00
	467.82	467.71	-0.11	0.16	2.00
	536.56	536.50	-0.06	0.16	2.00
	640.50	640.36	-0.14	0.16	2.00
<b>RM-DL</b>	740.09	739.85	-0.24	0.16	2.00
	864.94	865.12	0.18	0.16	2.00

UUC\* = Unit Under Calibration



Cert. No. : SP25026  
Job No. : VC68SP0019  
Pages : 3 of 4

**Result of calibration : Photometric Accuracy**

Material	Wavelength (nm)	Filter S/N	Nominal Absorbance (A)	Certified Absorbance (A)	UUC* Reading Absorbance (A)	Error (A)	Uncertainty ± (A)	k Factor
Neutral Density glass filter	440.0	29381	0.5	0.5443	0.5413	-0.0030	0.0043	2.00
		29914	0.7	0.7484	0.7455	-0.0029	0.0054	2.00
		29360	1.0	1.0527	1.0535	0.0008	0.0032	2.00
	465.0	29381	0.5	0.4948	0.4922	-0.0026	0.0041	2.00
		29914	0.7	0.6906	0.6877	-0.0029	0.0050	2.00
		29360	1.0	0.9695	0.9709	0.0014	0.0031	2.00
	546.1	29381	0.5	0.5090	0.5068	-0.0022	0.0036	2.00
		29914	0.7	0.6985	0.6960	-0.0025	0.0041	2.00
		29360	1.0	0.9814	0.9825	0.0011	0.0031	2.00
	590.0	29381	0.5	0.5375	0.5353	-0.0022	0.0034	2.00
		29914	0.7	0.7256	0.7231	-0.0025	0.0037	2.00
		29360	1.0	1.0213	1.0219	0.0006	0.0032	2.00
	635.0	29381	0.5	0.5223	0.5202	-0.0021	0.0033	2.00
		29914	0.7	0.6927	0.6901	-0.0026	0.0036	2.00
		29360	1.0	0.9744	0.9750	0.0006	0.0032	2.00

UUC\* = Unit Under Calibration

Cert. No. : SP25026  
Job No. : VC68SP0019  
Pages : 4 of 4

**Result of calibration : Photometric Accuracy**

(Without adjustment)

Material	Wavelength (nm)	Solution (mg/l)	Certified Absorbance (A)	UUC* Reading Absorbance (A)	Error (A)	Uncertainty ± (A)	k Factor
Potassium dichromate solutions	235.0	20	0.2415	0.2443	0.0028	0.0101	2.00
		40	0.4866	0.4871	0.0005	0.0115	2.00
		60	0.7415	0.7295	-0.0120	0.0067	2.00
		80	0.9854	0.9844	-0.0010	0.0071	2.00
		100	1.2444	1.2425	-0.0019	0.0073	2.00

UUC\* = Unit Under Calibration

**Condition of this result of calibration : Spectrophotometer PERKINELMER Model LAMBDA 25 S/N 501S14123010**

Resolution of Wavelength Mode 0.1 nm

Resolution of Photometric Mode 0.001 A

Parameter Setting

Measurement Mode Wavelength, Absorbance

Wavelength Scan 190 nm - 1100 nm

Scanning Speed 7.5 nm/min

Band width(Wavelength) 1.0

Band width(Vis) 1.0

Band width(Uv) 1.0

Stray Light** UUC* Reading at 220.0 nm	
Transimission T(%)	Absorbance(A)
0.020	3.7032

\*\*Specific Acceptance :

Transmission ≤ 1.0 T(%), Absorbance ≥ 2.0 A


\*\*Stray light not TISI Accredited

The reported uncertainty is based on a standard uncertainty multiplied by a coverage factor  $k$ , providing a level of confidence of approximately 95%

**End of Calibration Certificate**

## ***GC Clarus 600/680 Preventive Maintenance (PM)***

<b>Company Name:</b>	<b>S.P.S. Consulting Service Co.,Ltd</b>		
<b>Address (Instrument Location):</b>	7 Soi Phaholyothin24 Phaholyothin Road, Jompol, Chatuchak, Bangkok, 10900.		
<b>Serial Number:</b>	680S14042502	<b>Service Tag:</b>	N68APSSFEMP
<b>Customer Name (if applicable):</b>	Ms.Naruecha	<b>PM number:</b>	2 of 2
<b>Service Engineer Name:</b>	Monchai Kitcharoenkeat	<b>Service Order Number:</b>	WO-06815714
<b>Date PM Performed: (DD-MMM-YYYY)</b>	13-Aug-2025	<b>Next PM Due Date: (DD-MMM-YYYY)</b>	13-Feb-2026

<b>Part Number</b>	<b>Release</b>	<b>Publication Date</b>	
TH09370070	C	August 2016	

### **Scope**

The purpose of this PM is to ensure the continued functionality of the Clarus 600 and Clarus 680 GC by inspecting and replacing any worn or damaged parts. This service should only be performed by a trained representative of PerkinElmer. The customer should save their method before the PM begins.

### **General Instructions:**

The customer must provide the engineer operational data to demonstrate recent instrument performance prior to starting the PM. Always check with the customer before making any changes that may affect the customer's analysis or calibration, including a current back-up of system software and/or data files. The completed document should be signed by an authorized PerkinElmer and customer representative and left with the customer. Update the PM sticker and instrument logbook as required.

### **Copyright Information**

This document contains proprietary information that is protected by copyright. All rights are reserved. No part of this publication may be reproduced in any form whatsoever or translated into any language without the prior, written permission of Perkin Elmer, Inc. **Copyright © 2013 PerkinElmer, Inc.**

### **Trademarks**

Registered names, trademarks, etc. used in this document, even when not specifically marked as such, are protected by law. PerkinElmer is a registered trademark of PerkinElmer, Inc. All other trademarks and registered trademarks not owned by PerkinElmer, Inc. or its subsidiaries that are depicted herein are the property of their respective owners. **Except as specifically set forth in its terms and conditions of sale, PerkinElmer makes no Warranty of any kind with regard to this document, including, but not limited to, the implied warranties of merchantability and fitness for a particular purpose.** PerkinElmer shall not be liable for incidental or consequential damages in connection with the furnishing or use of this document.

## Component List

Component / Specific Model	Serial #	Software Version	Configuration Notes
Clarus680	680S14042502	Totalchrom6.3.2	PSS, PSS, FID,
Clarus SQ8T	648N4050804	Turbomass 6.4	
AtomX	US14113002	Tekma AtomX	

## Parts Lists

Additional Tools Required for PM				
Part Number (if applicable)	Description	Quantity	Serial #	Calibration Due Date (MM/YY)
N/A				
Additional Reagents and Standards Required for PM				
Part Number (if applicable)	Description	Quantity	Batch/Lot #	Expiration Date (MM/YY)
N/A				

## Procedure Checklist

Use (✓) to check off those steps in the checklist that have been completed.

### 1. General:

- ☒ Review the instrument performance with the customer and document any recent problems.

- ☒ Check incoming AC line voltage for proper levels and grounding.

L-N 220 Volt

L-G 220 Volt

N-G 0.32 Volt

*\*Neutral to ground not more than 0.5 volts peak to peak*

- ☒ Inspect all gas line filters and traps; Replace if necessary with customer supplied spares.

Carrier gas ☒ Helium ☐ Nitrogen ☐ Hydrogen

Moisture level ☒ Good ☐ Need to replace ☐ Other \_\_\_\_\_

Detector gas ☒ Air Zero ☒ Hydrogen ☐ Nitrogen ☐ Helium

Moisture level ☒ Good ☐ Need to replace ☐ Other \_\_\_\_\_

- ☒ Inspect the customer log book and make any appropriate PM entries.

- ☒ Leak check all fittings from the gas source to instrument.

Gas leakage ☒ Pass ☐ Fail Comment \_\_\_\_\_

- ☒ Perform general inspection of system for cleanliness.

- ☒ Inspect for functional and clean electronic cooling and oven vent fans

Electronic cooling fan ☒ Yes ☐ No

Oven cooling fan ☒ Yes ☐ No

### 2. Electronic :

- ☒ Check oven temperature. Calibrate if necessary.

Oven temperature set point 150 °C ☒ Pass ☐ Fail

- ☐ Check sub-ambient option. (If installed).

Oven temperature set point 5 °C ☐ Pass ☐ Fail

- ☒ Perform routine maintenance on detector/injector. Replace parts as necessary with customer supplied spares.

- ☒ Check flows, including split flows if applicable. Calibrate if necessary.
 

Carrier flow	Pass
Split flow	Pass
- ☒ Check detector gas flows and adjust if necessary.
 

Detector flow	Pass
---------------	------
- ☒ Autosampler installed ☒ Yes ☐ No
 

Check autosampler sensor for wear and replace if necessary.	
Vial sensor	Pass
Door sensor	Pass
Tower sensor	Pass
Plunger sensor	Pass
Elevator sensor	Pass
- ☒ Remove syringe, manually flush. Replace with customer supplied spare if necessary.
- ☒ Check firmware version. Upgrade to current levels if necessary.
 

Firmware version	<u>6.5</u>
------------------	------------
- ☒ Measure all accessible power supply voltages.
 

5 Volt	Pass
+15 Volt	Pass
-15 Volt	Pass
24 Volt	Pass
- ☒ Record all detector voltage signal.
 

Detector Channel A	<u>0.98</u>	mV.
Detector Channel B	<u>NA</u>	mV.

### 3. Diagnostics Tests:

- ☒ Run instrument diagnostics.
 

<input checked="" type="checkbox"/> BRAM	Pass
<input checked="" type="checkbox"/> EPROM	Pass
- ☒ Run Autosampler diagnostics.
 

<input checked="" type="checkbox"/> BRAM	Pass
<input checked="" type="checkbox"/> EPROM	Pass

### 4. Review:

- ☒ Review with the customer PM work performed.
- ☒ Review with the customer routine maintenance procedures.
- ☒ Discuss recommended customer-supplied materials to have on hand
- ☒ Attach PM sticker.
- ☒ Update Logbook.

## Additional Comments

Additional Comments Regarding the PM

## Review

<p><i>The preventive maintenance checks and if applicable performance tests for Clarus600/680 GC have been completed.</i></p>	
<p><i>This Clarus600/680 GC      <b>Pass</b>      the preventive maintenance.</i></p>	
<p><b>Review of Preventive Maintenance:</b></p>	
<p>Authorized PerkinElmer Representative:</p> <p>Monchai Kitcharoenkeat</p>	<p>Date:</p> <p>13-Aug-2025 (DD-MMM-YYYY)</p>
<p>Authorized Customer Represent</p> <p>Ms.Naruecha</p>	<p>Date:</p> <p>13-Aug-2025 (DD-MMM-YYYY)</p>

คุณภาพอากาศจากปล่องระบาย





บริษัท เอส.พี.เอส. คอนซัลติ้ง เซอร์วิส จำกัด

S.P.S. CONSULTING SERVICE CO., LTD.

7 ซอยพหลโยธิน 24 ถนนพหลโยธิน แขวงจอมพล เขตจตุจักร กรุงเทพฯ 10900

7 Soi Phaholyothin 24, Phaholyothin Rd., Jompol, Chatuchak, Bangkok 10900

Tel : (662) 939-4370-72, Fax : (662) 513-4221, E-mail : sale@spscon.com., www.spscon.com

## Console Calibration Report

Calibration Method

Critical Orifices

### Calibration Data

Console Data		Calibration Data		
No.	Serial No.	Date	y	$\Delta H_{\oplus}$ (mmH <sub>2</sub> O)
B01	1563	05/09/2025	1.004	49.67
B02	8002514	01/09/2025	1.002	49.85
B03	1503016	01/09/2025	1.005	49.77
B04	00006659	04/09/2025	0.997	49.93
B05	00007428	02/09/2025	1.003	49.51
R01	1561	01/09/2025	0.999	49.82
R02	8002513	01/09/2025	0.996	49.94
R03	1570	04/09/2025	0.998	50.02
R04	8002519	04/09/2025	1.002	49.89
R05	1503015	02/09/2025	0.996	50.10

Remark : Accept Value of y (test) is  $0.97 < y < 1.03$

Accept Value of  $\Delta H_{\oplus}$  (test) is  $46.7 \pm 6.4$  (mmH<sub>2</sub>O)



บริษัท เอส.พี.เอส. คอนซัลติ้ง เซอร์วิส จำกัด

S.P.S. CONSULTING SERVICE CO., LTD.

7 ซอยพหลโยธิน 24 ถนนพหลโยธิน แขวงจอมพล เขตจตุจักร กรุงเทพฯ 10900

7 Soi Phaholyothin 24, Phaholyothin Rd., Jompol, Chatuchak, Bangkok 10900

Tel : (662) 939-4370-72, Fax : (662) 513-4221, E-mail : sale@spscon.com., www.spscon.com

## Pitot Tube Calibration Report

Calibration Method

Standard Pitot Tube

### Calibration Data

Pitot Tube Data			Calibration Data		
No.	Type of Pitot	Coefficient of Standard Pitot	Date	Avg. of Cp (test)	
				Side A	Side B
B03	S	0.99	04/08/2025	0.84	0.84
B04	S	0.99	01/08/2025	0.84	0.83
B05	S	0.99	01/08/2025	0.84	0.84
B07	S	0.99	04/08/2025	0.85	0.84
B08	S	0.99	01/08/2025	0.84	0.84
B09	S	0.99	04/08/2025	0.84	0.83
B11	S	0.99	05/08/2025	0.84	0.84
B16	S	0.99	04/08/2025	0.84	0.83
B18	S	0.99	01/08/2025	0.84	0.84
B19	S	0.99	01/08/2025	0.84	0.83
B21	S	0.99	04/08/2025	0.84	0.83
B24	S	0.99	01/08/2025	0.84	0.84
B27	S	0.99	04/08/2025	0.84	0.83
B30	S	0.99	01/08/2025	0.85	0.84
B31	S	0.99	01/08/2025	0.84	0.85
B33	S	0.99	01/08/2025	0.83	0.84
B35	S	0.99	01/08/2025	0.84	0.85

Remark : Accept value of Cp (test) is  $0.84 \pm 0.01$



บริษัท เอส.พี.เอส. คอนซัลติ้ง เซอร์วิส จำกัด  
S.P.S. CONSULTING SERVICE CO., LTD.  
7 ซอยพหลโยธิน 24 ถนนพหลโยธิน แขวงจอมพล เขตจตุจักร กรุงเทพฯ 10900  
7 Soi Phaholyothin 24, Phaholyothin Rd., Jompol, Chatuchak, Bangkok 10900  
Tel : (662) 939-4370-72, Fax : (662) 513-4221, E-mail : sale@spscon.com., www.spscon.com

## Pitot Tube Calibration Report

Calibration Method

Standard Pitot Tube


Calibration Data					
Pitot Tube Data			Calibration Data		
No.	Type of Pitot	Coefficient of Standard Pitot	Date	Avg. of Cp (test)	
				Side A	Side B
B36	S	0.99	01/08/2025	0.84	0.84
B37	S	0.99	01/08/2025	0.84	0.85
B38	S	0.99	01/08/2025	0.84	0.83
B39	S	0.99	01/08/2025	0.84	0.84
B40	S	0.99	04/08/2025	0.85	0.84
B41	S	0.99	01/08/2025	0.84	0.84
B44	S	0.99	05/08/2025	0.83	0.84
B45	S	0.99	01/08/2025	0.84	0.85
B46	S	0.99	01/08/2025	0.85	0.84
B47	S	0.99	01/08/2025	0.85	0.84
B48	S	0.99	01/08/2025	0.84	0.84
B49	S	0.99	04/08/2025	0.85	0.84
B54	S	0.99	01/08/2025	0.84	0.84
B56	S	0.99	04/08/2025	0.84	0.84
B57	S	0.99	04/08/2025	0.85	0.84
B58	S	0.99	04/08/2025	0.84	0.84

Remark : Accept value of Cp (test) is  $0.84 \pm 0.01$



# CALIBRATION LABORATORY Co.,LTD.

2/10-11,14,55 Soi Prasert Manukit 29 Yaek 4, Prasert Manukit Rd., Ladphrao, Bangkok 10230  
Tel. 02-578-G353-4 Fax: 02-578-2672 www.cal-laboratory.com E-mail:sale@cal-laboratory.com



## CERTIFICATE OF CALIBRATION FOR

NOMENCLATURE	VACUUM GAUGE
MANUFACTURER	HI-LIGHT
MODEL/TYPE	N/A
SERIAL NO.	N/A[64-220066-2]
CLID.NO.	212301420
JOB CONTROL NO.	240720076549

CUSTOMER S.P.S. CONSULTING SERVICE CO., LTD.  
7 SOI PHAHOLYOTHIN 24 ROAD., JOMPOL,  
CHATUCHAK, BANGKOK 10900



DATE OF RECEIVED : 19 July 2025

DATE OF ISSUED: 24 July 2025

The report or calibration shall not be reproduced except in full without approval of the Calibration Laboratory Co., Ltd.

Calibrated By : Sittipong Pimdee  
Calibration Engineer

Approved By :




This Calibration Certificate documents the traceability to national standards, which realize the units of measurement according to the International System of Units (SI)

Certificate No. Q24076549

F3-011-05/12-23

page 1 of 3





# CALIBRATION LABORATORY Co., LTD.

211Q-11,14,55 Soi Prasert Manukit 29 Yaek 4, Prasert Manukit Rd., Ladphrao, Bangkok 10230  
Tel. 02-578-Q353-4 Fax: 02-578-2672 www.cal-laboratory.com E-mail:sale@cal-laboratory.com



CALIBRATION AND  
DIMENSIONAL MEASUREMENT  
ACDM-2814

## REPORT OF CALIBRATION

### FOR

NOMENCLATURE	VACUUM GAUGE
MANUFACTURER	HI-LIGHT
MODEL/TYPE	N/A
SERIAL NO.	N/A [64-220066-2]
DATE OF CALIBRATION	23 July 2025
DUE DATE OF CALIBRATION	23 July 2026

---

#### ENVIRONMENT CONDITIONS

Temperature :  $(23 \pm 2) ^\circ\text{C}$

Relative Humidity  $(55 \pm 10) \% \text{RH}$

#### PROCEDURE USED :

This instrument was calibrated under procedure No. CLC-CPPP-05 according to DKD-R 6-1 as calibration guidelines.

The calibration was performed by direct measurement with Document Process Calibrator and Pressure Module which maintained by the Calibration Laboratory Co., Ltd.

#### REFERENCE STANDARD USED :

Document Process Calibrator, Fluke Model 74 1B *S/N.* 8295020 with Pressure Module Model 700PD5 *S/N.* 89404505.

#### TRACEABILITY :

The measurement s are traceable to International System of Units (SI), through National Institute of Metrology (Thailand).  
Certificate No. MP-0040-24.

#### UNCERTAINTY :

The reported uncertainty is based on a standard uncertainty multiplied by coverage factor of  $k=2$ . It has been evaluated according to the "Calibration of Pressure Gauges (DKD-R 6-1)" which provides a level of confidence approximately 95%.

Certificate No. Q24076549

F3-011-05/12-23

page 2 of 3

## CONDITION OF CALIBRATION ITEM :RECEIVED IN GOOD OPERATIONAL CONDITION

### MEASUREMENT RESULTS: (X) without adjustment ( ) adjustment

The DUC was exercised by applying a known pressure from its zero to full scale 1 times. Then 2 series of known gauge pressure were applied. The STD reading were recorded and the means value were reported in the table below.

### CALIBRATION DATA

#### CORRECTION OF PRESSURE

DUC Test point ( inHg )	STD Reading ( kPa )		Conversion to inHg		Correction ( inHg)	
	Up	Down	Up	Down	Up	Down
0	0.00	0.00	0.0	0.0	0.0	0.0
-5	-17.61	-17.95	-5.2	-5.3	+0.2	+0.3
-10	-34.54	-34.54	-10.2	-10.2	+0.2	+0.2
-15	-51.13	-51.47	-15.1	-15.2	+0.1	+0.2
-20	-67.72	-68.06	-20.0	-20.1	+0.0	+0.1
-25	-84.31	-84.31	-24.9	-24.9	+0.1	+0.1
-30	-101.24	-101.24	-29.9	-29.9	+0.1	+0.1

Uncertainty of measurement  $\pm 0.2$  inHg

Transmitting fluid : Air.

Technical Note. Conversion factor 1 kPa ; 0.2953003 inHg

Note. The Scope of Accredited ANAB Certificate No. ACDM-2814 Version 012 Page 43 of 67

**This report is valid for the above stated instrument/s only.**

### End of Certificate ###

Certificate No. Q24076549

F3-011-05/ 12-23





บริษัท เอส.พี.เอส. คอนซัลติ้ง เซอร์วิส จำกัด  
S.P.S. CONSULTING SERVICE CO., LTD.  
7 ซอยพหลโยธิน 24 ถนนพหลโยธิน แขวงจอมพล เขตจตุจักร กรุงเทพฯ 10900  
7 Soi Phaholyothin 24, Phaholyothin Rd., Jompol, Chatuchak, Bangkok 10900  
Tel : (662) 939-4370-72, Fax : (662) 513-4221, E-mail : sale@spscon.com., www.spscon.com

Personal Pump Calibration Report

Calibration Method : Dry Cal Primary Flowmeter

Model : Defender 510-H

S/N : 136164

Environmental Conditions

Temperature : 25  $\pm$  3  $^{\circ}$ C  
Pressure : 1010  $\pm$  15 mmbar

Personal Pump Data				Calibration Data								
No.	Brand	Model	Serial No.	Date	Flow Rate (mL/min)						Value From Calibration Curve	
					Setting			Actual (Q std.)			y	R <sup>2</sup>
					1	2	3	1	2	3		
B01	SKC	224-PCXR4	262101	03/10/2025	1,000	1,500	2,000	998	1,490	1,997	1.000x - 7.191	1.000
B02	SKC	224-PCXR4	626166	03/10/2025	1,000	1,500	2,000	1,007	1,500	2,008	0.999x + 2.537	1.000
B03	SKC	224-PCXR4	612968	03/10/2025	1,000	1,500	2,000	1,003	1,503	2,001	0.997x + 0.810	0.999
B04	SKC	224-PCXR4	602804	02/10/2025	1,000	1,500	2,000	998	1,494	1,993	1.001x - 6.035	1.000
B05	SKC	224-PCXR4	612693	02/10/2025	1,000	1,500	2,000	999	1,495	2,001	0.999x - 2.481	1.000
B06	SKC	224-PCXR4	262188	02/10/2025	1,000	1,500	2,000	997	1,510	2,000	0.998x + 0.064	0.999
B07	SKC	224-PCXR4	626262	01/10/2025	1,000	1,500	2,000	1,004	1,492	2,007	1.002x - 4.778	1.000
B08	SKC	224-PCXR4	626100	02/10/2025	1,000	1,500	2,000	1,005	1,500	2,005	1.004x - 7.223	1.000
B09	SKC	224-PCXR4	626479	01/10/2025	1,000	1,500	2,000	1,001	1,501	1,986	0.996x + 3.462	0.999
B10	SKC	224-PCXR4	091950	01/10/2025	1,000	1,500	2,000	997	1,504	2,000	1.003x - 8.822	1.000
B11	SKC	224-PCXR8	564315	03/10/2025	1,000	1,500	2,000	1,001	1,503	1,995	0.995x + 2.449	1.000
B12	SKC	224-PCXR4	034656	03/10/2025	1,000	1,500	2,000	997	1,506	2,003	1.003x - 9.062	0.999
B13	SKC	224-PCXR4	602073	03/10/2025	1,000	1,500	2,000	1,003	1,497	2,006	1.002x - 5.013	1.000
B14	SKC	224-PCXR4	626313	03/10/2025	1,000	1,500	2,000	998	1,501	1,992	1.005x - 11.702	0.999
B15	SKC	224-PCXR4	626474	03/10/2025	1,000	1,500	2,000	1,001	1,502	2,004	1.006x - 11.694	1.000
B16	SKC	224-PCXR4	626477	03/10/2025	1,000	1,500	2,000	996	1,498	1,992	1.007x - 16.329	0.999
B17	SKC	224-PCXR4	626860	02/10/2025	1,000	1,500	2,000	1,001	1,503	1,998	1.001x - 4.838	1.000
B18	SKC	224-PCXR4	691484	01/10/2025	1,000	1,500	2,000	997	1,514	1,996	0.996x + 5.360	1.000
B19	SKC	224-PCXR4	691599	01/10/2025	1,000	1,500	2,000	998	1,499	2,003	0.998x + 0.399	1.000
B20	SKC	224-PCXR4	691587	01/10/2025	1,000	1,500	2,000	1,001	1,501	1,999	0.995x + 1.520	0.999
B21	SKC	224-PCXR4	691531	03/10/2025	1,000	1,500	2,000	996	1,502	2,001	1.003x - 7.151	1.000
B22	SKC	224-PCXR4	691654	03/10/2025	1,000	1,500	2,000	1,001	1,500	1,998	0.997x - 0.666	1.000
B23	SKC	224-PCXR4	798393	03/10/2025	1,000	1,500	2,000	993	1,507	1,999	1.007x - 17.505	0.999
B24	SKC	224-PCXR4	626363	03/10/2025	1,000	1,500	2,000	994	1,498	1,995	1.000x - 3.941	1.000
B25	SKC	224-PCXR4	798489	01/10/2025	1,000	1,500	2,000	1,003	1,490	2,001	0.997x + 1.703	1.000
B26	SKC	224-PCXR4	798479	01/10/2025	1,000	1,500	2,000	1,001	1,509	1,995	1.002x - 8.057	0.999
B27	SKC	224-PCXR4	691673	01/10/2025	1,000	1,500	2,000	998	1,510	2,002	1.005x - 9.656	1.000
B28	SKC	224-PCXR4	691570	01/10/2025	1,000	1,500	2,000	1,011	1,508	2,009	0.999x + 3.729	0.999
B29	SKC	224-PCXR4	626472	01/10/2025	1,000	1,500	2,000	1,002	1,503	1,998	1.002x - 6.066	1.000
B30	SKC	224-PCXR4	691489	01/10/2025	1,000	1,500	2,000	997	1,506	2,001	1.004x - 8.049	1.000
B31	SKC	224-PCXR4	691509	02/10/2025	1,000	1,500	2,000	995	1,497	1,992	0.998x - 2.293	1.000
B32	SKC	224-PCXR4	091567	01/10/2025	1,000	1,500	2,000	1,002	1,500	2,003	1.008x - 15.778	0.999
B33	SKC	224-PCXR4	091756	02/10/2025	1,000	1,500	2,000	1,003	1,501	1,997	1.003x - 6.509	1.000
B34	SKC	224-PCXR4	612962	01/10/2025	1,000	1,500	2,000	996	1,512	1,996	1.001x - 5.867	0.999
B35	SKC	224-PCXR4	602682	01/10/2025	1,000	1,500	2,000	1,008	1,494	1,999	0.993x + 6.992	1.000
B36	SKC	224-PCXR4	626164	01/10/2025	1,000	1,500	2,000	997	1,502	1,992	0.999x - 3.235	1.000
B37	SKC	224-PCXR4	626256	01/10/2025	1,000	1,500	2,000	1,003	1,490	1,997	0.994x + 5.093	1.000
B38	SKC	224-PCXR4	626167	02/10/2025	1,000	1,500	2,000	998	1,513	1,995	1.000x - 5.277	0.999
B39	SKC	224-PCXR4	034637	03/10/2025	1,000	1,500	2,000	1,007	1,504	2,004	0.996x + 8.240	1.000
B40	SKC	224-PCXR4	798349	03/10/2025	1,000	1,500	2,000	998	1,510	2,002	0.998x + 3.905	1.000





บริษัท เอส.พี.เอส. คอนซัลติ้ง เซอร์วิส จำกัด  
S.P.S. CONSULTING SERVICE CO., LTD.  
7 ซอยพหลโยธิน 24 ถนนพหลโยธิน แขวงจอมพล เขตจตุจักร กรุงเทพฯ 10900  
7 Soi Phaholyothin 24, Phaholyothin Rd., Jompol, Chatuchak, Bangkok 10900  
Tel : (662) 939-4370-72, Fax : (662) 513-4221, E-mail : sale@spscon.com., www.spscon.com

### Personal Pump Calibration Report

Calibration Method : Dry Cal Primary Flowmeter

Model : Defender 510-H

S/N : 136164

#### Environmental Conditions

Temperature . 25 ± 3 °C  
Pressure . 1010 ± 15 mmbar

Personal Pump Data				Calibration Data								
No.	Brand	Model	Serial No.	Date	Flow Rate (ml/min)						Value From Calibration Curve	
					Setting			Actual (Q std.)				
					1	2	3	1	2	3	y	R <sup>2</sup>
B41	SKC	224-PCXR4	612669	01/10/2025	1,000	1,500	2,000	1,010	1,508	2,009	1.000x + 2.612	0.999
B42	SKC	224-PCXR4	626041	02/10/2025	1,000	1,500	2,000	1,004	1,494	1,994	0.997x + 1.344	1.000
B43	SKC	224-PCXR4	034636	01/10/2025	1,000	1,500	2,000	998	1,505	2,002	1.001x - 5.177	1.000
B44	SKC	224-PCXR8	529341	01/10/2025	1,000	1,500	2,000	999	1,496	1,998	0.996x + 0.909	1.000
B45	SKC	224-PCXR8	529594	01/10/2025	1,000	1,500	2,000	996	1,510	1,992	1.005x - 11.543	1.000
B46	SKC	224-PCXR8	566743	01/10/2025	1,000	1,500	2,000	1,003	1,488	1,997	0.994x + 3.717	1.000
B47	SKC	224-PCXR8	566747	01/10/2025	1,000	1,500	2,000	1,004	1,500	1,993	0.996x + 2.230	1.000
B48	SKC	224-PCXR8	566753	01/10/2025	1,000	1,500	2,000	1,002	1,501	1,991	1.000x - 4.116	0.999
B49	SKC	224-PCXR8	566780	01/10/2025	1,000	1,500	2,000	995	1,502	1,990	0.997x - 1.978	1.000
B50	SKC	224-PCXR8	500400	02/10/2025	1,000	1,500	2,000	997	1,503	2,001	1.004x - 10.178	1.000
B51	SKC	224-PCXR8	500363	01/10/2025	1,000	1,500	2,000	1,001	1,502	1,993	0.995x + 2.848	1.000
B52	SKC	224-PCXR8	093186	03/10/2025	1,000	1,500	2,000	996	1,510	1,999	1.005x - 12.252	0.999
B53	SKC	224-PCXR8	707670	03/10/2025	1,000	1,500	2,000	1,002	1,496	2,004	1.003x - 8.791	1.000
B54	SKC	224-PCXR3	509821	03/10/2025	1,000	1,500	2,000	999	1,501	1,995	0.999x - 2.090	1.000
B55	SKC	224-PCXR3	510710	02/10/2025	1,000	1,500	2,000	1,002	1,503	2,006	1.007x - 13.250	0.999
B56	SKC	224-PCXR3	511450	01/10/2025	1,000	1,500	2,000	995	1,505	1,997	1.002x - 7.594	1.000
B57	SKC	224-PCXR3	510798	02/10/2025	1,000	1,500	2,000	998	1,500	1,994	0.999x - 7.163	0.999
B58	SKC	224-PCXR3	509852	03/10/2025	1,000	1,500	2,000	1,002	1,494	1,996	0.993x + 6.485	1.000
B59	SKC	224-PCXR3	509862	01/10/2025	1,000	1,500	2,000	1,006	1,505	1,998	0.996x + 5.117	1.000
B60	SKC	224-PCXR3	512655	02/10/2025	1,000	1,500	2,000	1,004	1,501	2,003	1.010x - 14.223	0.999
B61	SKC	224-PCXR3	503915	03/10/2025	1,000	1,500	2,000	993	1,495	1,994	0.999x - 4.942	1.000
B62	SKC	224-PCXR3	505975	03/10/2025	1,000	1,500	2,000	995	1,500	2,005	1.009x - 16.396	1.000
B63	SKC	224-PCXR3	511432	03/10/2025	1,000	1,500	2,000	996	1,497	1,991	0.998x - 3.171	1.000
B64	SKC	224-PCXR3	508302	03/10/2025	1,000	1,500	2,000	1,008	1,506	1,998	0.992x + 8.667	0.999
B65	SKC	224-PCXR3	508310	03/10/2025	1,000	1,500	2,000	1,006	1,492	2,003	1.000x - 4.355	1.000
B66	SKC	224-PCXR3	509861	03/10/2025	1,000	1,500	2,000	994	1,496	1,994	0.997x - 0.275	1.000
B67	SKC	224-PCXR3	506295	01/10/2025	1,000	1,500	2,000	997	1,505	2,001	1.004x - 10.258	1.000
B68	SKC	224-PCXR3	505872	03/10/2025	1,000	1,500	2,000	998	1,512	1,992	0.999x - 3.554	0.999
B69	SKC	224-PCXR3	508375	01/10/2025	1,000	1,500	2,000	997	1,489	1,996	0.997x - 2.309	1.000
B70	SKC	224-PCXR3	510623	03/10/2025	1,000	1,500	2,000	1,001	1,496	1,991	0.992x + 7.131	1.000
B71	SKC	224-PCXR3	508367	03/10/2025	1,000	1,500	2,000	999	1,498	1,995	0.994x + 6.433	1.000
B72	SKC	224-PCXR3	505977	03/10/2025	1,000	1,500	2,000	996	1,507	1,999	1.003x - 7.490	1.000
B73	SKC	224-PCXR3	512606	03/10/2025	1,000	1,500	2,000	1,004	1,503	2,003	1.001x - 5.285	0.999
B74	SKC	224-PCXR3	505993	01/10/2025	1,000	1,500	2,000	1,006	1,501	1,997	0.993x + 8.232	1.000
B75	SKC	224-PCXR3	509820	02/10/2025	1,000	1,500	2,000	1,005	1,494	1,995	0.997x - 2.979	0.999
B76	SKC	224-PCXR3	509811	02/10/2025	1,000	1,500	2,000	996	1,503	1,999	1.005x - 10.613	1.000
B77	SKC	224-PCXR3	508301	01/10/2025	1,000	1,500	2,000	1,003	1,490	1,998	0.994x + 4.694	1.000
B78	SKC	224-PCXR3	510677	01/10/2025	1,000	1,500	2,000	1,004	1,492	1,997	0.995x + 4.036	1.000
B79	SKC	224-PCXR3	510920	01/10/2025	1,000	1,500	2,000	1,008	1,504	2,006	1.006x - 9.588	0.999





บริษัท เอส.พี.เอส. คอนซัลติ้ง เซอร์วิส จำกัด

S.P.S. CONSULTING SERVICE CO., LTD.

7 ซอยพหลโยธิน 24 ถนนพหลโยธิน แขวงจอมพล เขตจตุจักร กรุงเทพฯ 10900

7 Soi Phaholyothin 24, Phaholyothin Rd., Jompol, Chatuchak, Bangkok 10900

Tel : (662) 939-4370-72, Fax : (662) 513-4221, E-mail : sale@spscon.com., www.spscon.com

Personal Pump Calibration Report

Calibration Method : Dry Cal Primary Flowmeter

Model : Defender 510-H

S/N : 136164

Environmental Conditions

Temperature . 25 ± 3 °C  
Pressure . 1010 ± 15 mmbar

Personal Pump Data				Calibration Data								
No.	Brand	Model	Serial No.	Date	Flow Rate (mL/min)						Value From Calibration Curve	
					Setting			Actual (Q std.)				
					1	2	3	1	2	3	y	R <sup>2</sup>
B80	SKC	224-PCXR3	504569	01/10/2025	1,000	1,500	2,000	1,004	1,510	2,004	0.999x - 0.786	0.999
B81	SKC	224-PCXR3	503480	01/10/2025	1,000	1,500	2,000	1,004	1,509	2,002	1.000x - 1.340	0.999
B82	SKC	224-PCXR3	505673	01/10/2025	1,000	1,500	2,000	1,007	1,502	2,003	0.994x+ 9.425	1.000
B83	SKC	224-PCXR3	510785	01/10/2025	1,000	1,500	2,000	997	1,494	1,994	0.999x - 1.727	0.999
B84	SKC	224-PCXR3	508333	01/10/2025	1,000	1,500	2,000	1,000	1,505	2,005	1.002x - 5.217	1.000
B85	SKC	224-PCXR3	505757	03/10/2025	1,000	1,500	2,000	996	1,507	1,998	1.001x - 4.459	1.000
B86	SKC	224-PCXR3	512625	03/10/2025	1,000	1,500	2,000	998	1,506	1,993	0.997x - 4.180	0.999
B87	SKC	224-PCXR3	504324	03/10/2025	1,000	1,500	2,000	1,003	1,510	2,004	1.000x + 1.037	1.000
B88	SKC	224-PCXR3	508307	03/10/2025	1,000	1,500	2,000	995	1,505	1,999	1.007x - 17.485	0.999
B89	SKC	224-PCXR3	509860	03/10/2025	1,000	1,500	2,000	999	1,500	2,001	1.002x - 6.218	1.000
B90	SKC	224-PCXR3	508366	02/11/2025	1,000	1,500	2,000	996	1,505	2,004	1.008x - 15.379	1.000
B91	SKC	224-PCXR3	510919	01/10/2025	1,000	1,500	2,000	1,004	1,504	2,003	0.998x + 1.328	1.000
B92	SKC	224-PCXR3	510987	03/10/2025	1,000	1,500	2,000	997	1,505	2,005	1.009x - 17.601	0.999
B93	SKC	224-PCXR3	509845	03/10/2025	1,000	1,500	2,000	1,006	1,511	2,001	0.998x + 2.138	0.999



บริษัท เอส.พี.เอส. คอนซัลติ้ง เซอร์วิส จำกัด  
S.P.S. CONSULTING SERVICE CO., LTD.  
7 ซอยพหลโยธิน 24 ถนนพหลโยธิน แขวงจอมพล เขตจตุจักร กรุงเทพฯ 10900  
7 Soi Phaholyothin 24, Phaholyothin Rd., Jompol, Chatuchak, Bangkok 10900  
Tel : (662) 939-4370-72, Fax : (662) 513-4221, E-mail : sale@spscon.com., www.spscon.com

Rotameter Calibration Report (For Personal Pump High Flow Adjust)

Calibration Method : Dry Cal Primary Flowmeter

Model : Defender 510-H

S/N : 136164

Calibration Data

Calibration Data											
Rotameter Data			Calibration Data								
No.	Brand	Model	Date	Flow Rate (ml/min)						Value From Calibration Curve	
				Flow Rate (Reading)			Actual (Q std.)				
				1	2	3	1	2	3	y	R <sup>2</sup>
H-B01	Dwyer	VFB-65	01/10/2025	500	1,000	2,000	502.3	998.1	1996.9	0.999x + 2.995	1.000
H-B02	Dwyer	VFB-65	01/10/2025	500	1,000	2,000	501.2	998.9	1998.1	0.998x + 4.159	1.000
H-B03	Dwyer	VFB-65	01/10/2025	500	1,000	2,000	500.4	999.5	2000.3	1.000x - 1.574	0.999
H-B04	Dwyer	VFB-65	01/10/2025	500	1,000	2,000	499.5	1000.6	1999.5	0.999x + 0.880	1.000
H-B05	Dwyer	VFB-65	01/10/2025	500	1,000	2,000	499.1	1001.3	2001.6	1.001x - 7.095	0.999
H-B06	Dwyer	VFB-65	01/10/2025	500	1,000	2,000	499.4	999.8	1994.1	1.000x + 2.760	1.000
H-B07	Dwyer	VFB-65	02/10/2025	500	1,000	2,000	501.0	999.4	2000.7	0.997x + 1.623	1.000
H-B08	Dwyer	VFB-65	01/10/2025	500	1,000	2,000	499.9	1001.7	2002.8	0.998x - 1.887	1.000
H-B09	Dwyer	VFB-65	02/10/2025	500	1,000	2,000	499.3	999.2	1996.6	0.999x + 1.428	0.999
H-B10	Dwyer	VFB-65	03/10/2025	500	1,000	2,000	498.7	1001.1	1997.8	0.996x + 6.669	1.000



บริษัท เอส.พี.เอส. คอนซัลติ้ง เซอร์วิส จำกัด  
S.P.S. CONSULTING SERVICE CO., LTD.  
7 ซอยพหลโยธิน 24 ถนนพหลโยธิน แขวงจอมพล เขตจตุจักร กรุงเทพฯ 10900  
7 Soi Phaholyothin 24, Phaholyothin Rd., Jompol, Chatuchak, Bangkok 10900  
Tel : (662) 939-4370-72, Fax : (662) 513-4221, E-mail : sale@spscon.com., www.spscon.com

Rotameter Calibration Report (For Personal Pump Low Flow Adjust)

Calibration Method : Dry Cal Primary Flowmeter

Model : Defender 510-H

S/N : 136164

Calibration Data

Rotameter Data			Calibration Data								
No.	Brand	Model	Date	Flow Rate (mL/min)						Value From Calibration Curve	
				Flow Rate (Reading)			Actual (Q std.)				
				1	2	3	1	2	3	y	R <sup>2</sup>
L-B01	Dwyer	VFA-21	01/10/2025	50	100	200	50.7	99.8	199.6	1.000x + 0.067	1.000
L-B02	Dwyer	VFA-21	01/10/2025	50	100	200	50.2	99.4	198.7	1.001x - 1.181	0.999
L-B03	Dwyer	VFA-21	01/10/2025	50	100	200	50.8	99.2	201.5	1.002x + 0.053	1.000
L-B04	Dwyer	VFA-21	01/10/2025	50	100	200	49.7	101.6	200.8	1.001x + 0.344	1.000
L-B05	Dwyer	VFA-21	01/10/2025	50	100	200	50.5	100.4	201.6	0.998x + 0.225	0.999
L-B06	Dwyer	VFA-21	01/10/2025	50	100	200	50.1	100.5	201.8	1.003x - 0.103	1.000
L-B07	Dwyer	VFA-21	02/10/2025	50	100	200	50.6	100.8	201.3	0.998x + 0.877	1.000
L-B08	Dwyer	VFA-21	01/10/2025	50	100	200	49.8	101.3	198.9	1.000x - 0.165	1.000
L-B09	Dwyer	VFA-21	02/10/2025	50	100	200	50.1	99.6	200.7	1.002x - 0.766	0.999
L-B10	Dwyer	VFA-21	03/10/2025	50	100	200	50.9	100.8	201.2	1.003x + 0.694	1.000





CERTIFICATE No : 25M2254

REFERENCE No : 76365-1

PAGE : 1 OF 2

## Certificate of Calibration

**EQUIPMENT** : DIGITAL BALANCE

**MANUFACTURER** : METTLER TOLEDO

**MODEL** : XS105DU

**SERIAL No** : 1126422905

**ID No** : BA05/50

**CONDITION AS RECEIVED** : USED ITEM

**SUBMITTED BY** : S.P.S. CONSULTING SERVICE CO., LTD.  
7 SOI PHAHOLYOTHIN 24, PHAHOLYOTHIN RD.,  
JOMPOL, CHATUCHAK, BANGKOK 10900

**CALIBRATED BY** : ATSAWIN Y.

**CALIBRATION DATE** : 07-Mar-25

**APPROVED BY** : 

**ISSUED DATE** : 13-Mar-25

**RECEIVED DATE** : 07-Mar-25

THIS CERTIFICATE MAY NOT BE REPRODUCED OTHER THAN IN FULL EXCEPT WITH THE PRIOR WRITTEN APPROVAL OF  
QUALITY CALIBRATION CO., LTD.







CERTIFICATE No : 25M2254

PAGE : 2 OF 2

## Calibration Report

EQUIPMENT : DIGITAL BALANCE MODEL : XS105DU  
MANUFACTURER : METTLER TOLEDO S/N : 1126422905  
ID No : BA05/50 RECEIVED DATE : 07-Mar-25  
AIR PRESSURE : 1009mbar  $\pm$  1mbar CALIBRATION DATE : 07-Mar-25  
AMBIENT TEMPERATURE : 24° C  $\pm$  1° C RELATIVE HUMIDITY : 54 %RH  $\pm$  10 % RH

### CONDITION OF THIS RESULTS OF CALIBRATION

1. THIS INSTRUMENT WAS CALIBRATED BY ACCORDING TO UKAS LAB 14 EDITION 6:2019 BY USING KNOWN WEIGHT STANDARD WEIGHT. THE BALANCE WAS NOT ADJUSTED BEFORE CALIBRATION. THE BALANCE HAS NO ZERO TRACKING FUNCTION. REPEATABILITY WAS MEASURED BY USING 10 REPEATED MEASUREMENTS. LINEARITY WAS MEASURED COVERING 10 POINTS, EVENLY SPREAD OVER THE RANGE. THE INSTRUMENT WAS SET ZERO BEFORE PERFORMING THE LINEARITY TEST. OFF-CENTER LOADING WAS MEASURED BY USING STANDARD WEIGHTS PLACED ON THE PAN AND MOVED TO VARIOUS POSITIONS ON THE PAN.

2. REFERENCE STANDARD INSTRUMENTS :-

<u>INSTRUMENT</u>	<u>MODEL</u>	<u>SERIAL No</u>	<u>CERTIFICATE No</u>	<u>DUE DATE</u>
1) STANDARD WEIGHT SET	E2	QK-I-151	C02250116	28-Jan-27
2) STANDARD WEIGHT	E2	15843	C02250117	29-Jan-27

3. THE CERTIFICATE IS VALID FOR THE ITEM CALIBRATED AS SHOWN ON THE DATE AND PLACE OF CALIBRATION ONLY.

4. THIS RESULT EXCLUDE LONG TERM STABILITY OF THE UNIT UNDER CALIBRATION.

5. THIS CERTIFICATE IS TRACEABLE TO THE INTERNATIONAL SYSTEM OF UNIT MAINTAINED AT:-

- NATIONAL INSTITUTE OF METROLOGY (THAILAND)

### RESULT OF CALIBRATION :- WITHOUT ADJUSTMENT

1. ZERO SETTING FUNCTION : NORMAL

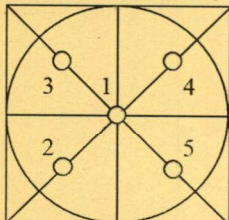
2. TARE FUNCTION : NORMAL

3. REPEATABILITY OF READING AT 120 g WAS 0.000055 g

4. DEPARTURE FROM NOMINAL VALUE/ LINEARITY

NOMINAL VALUE (g)	BALANCE READING (g)	CORRECTION (g)	UNCERTAINTY ( $\pm$ g)
0.00	0.00000	0.00000	0.000065
0.02	0.01999	0.00001	0.000065
0.10	0.10001	-0.00001	0.000066
0.20	0.20001	-0.00001	0.000066
0.50	0.50002	-0.00002	0.000065
1.00	1.00003	-0.00003	0.000066
2.00	2.00001	-0.00001	0.000067
5.00	5.00002	-0.00002	0.000068
10.00	10.00000	0.00000	0.000070
20.00	20.00004	-0.00004	0.000078
50.00	50.00000	0.00000	0.00013
100.00	100.0001	-0.0001	0.00019
120.00	120.0002	-0.0002	0.00022

5. OFF CENTER LOADING ERROR



POINT	READING (g)
1	50.0000
2	50.0000
3	50.0000
4	50.0000
5	50.0000
OFF-CENTER LOADING	0.0000

NOTE: THIS CALIBRATION WAS CARRIED OUT AT THE CUSTOMER'S PLACE AT LABORATORY AREA  
THE REPORTED UNCERTAINTY OF MEASUREMENT WAS BASED ON A STANDARD UNCERTAINTY MULTIPLIED BY A COVERAGE FACTOR  $k=2$ , PROVIDING A LEVEL OF CONFIDENCE APPROXIMATELY 95%.

END OF CALIBRATION REPORT





**SITHIPORN ASSOCIATES CO., LTD.**  
**CALIBRATION LABORATORY**

451-451/1 Sirinthorn Road, Bangbunru, Bangplud, Bangkok, 10700 Thailand  
Tel. +66 2433 8331 Email : calibration@sithiporn.com

SITHIPORN  
associates



Cert. No. : SP25026

Pages : 1 of 4


## Calibration Certificate

**Equipment :** UV-VIS SPECTROPHOTOMETER  
**Manufacturer :** PERKINELMER  
**Model :** LAMBDA 25  
**Serial No.:** 501S14123010  
**ID No.:** SP03/58  
**Calibration Mode :** WAVELENGTH ACCURACY  
PHOTOMETRIC ACCURACY  
STRAY LIGHT  
  
**Condition As Found :** GOOD  
  
**Customer :** S.P.S CONSULTING SERVICE CO., LTD.  
7 SOI PHAHOLYOTHIN 24, PHAHOLYOTHIN ROAD,  
CHOMPHON SUB-DISTRICT, CHATUCHAK DISTRICT,  
BANGKOK PROVINCE 10900 THAILAND.  
  
**Location :** ORGANIC LABORATORY IV  
  
**Ambient Temperature :** ( 22.9  $\pm$  5 ) °C  
**Relative Humidity :** ( 53.7  $\pm$  25 ) %  
  
**Received Date :** 22 AUGUST 2025  
**Calibration Date :** 22 AUGUST 2025  
**Date of Issue :** 25 AUGUST 2025

**Calibrated by :**

Nitinun Srihawan

**Approved by :**



This certificate is issued in accordance with the requirements of ISO/IEC 17025 standard, may not be reproduced other than in full, except with the prior written approval of the head of Calibration Laboratory.

**Cert. No. : SP25026**

**Job No. : VC68SP0019**

**Pages : 2 of 4**

**Calibration Method :**

This instrument was calibrated by using on-site calibration procedure In-house method : CP-SP-01

The calibration procedure to direct measurement wavelength accuracy by using wavelength standard solution, Photometric accuracy by using absorbance standard filter and absorbance standard solution

The calibration procedure used was based on ASTM E275-01, ASTM E925-02

**Condition of this result of calibration :**

1. Certified reference materials

<u>Material</u>	<u>Ref. type</u>	<u>Cell serial No.</u>	<u>Cert. No.</u>	<u>Due Date</u>
Holmium liquid	RM-HL	29706	126461	24/10/2026
Didymium liquid	RM-DL	28912	126462	24/10/2026
Neutral density filter	RM-1N2N3N	13877	126457	24/10/2026
Potassium dichromate solutions	RM-0204060810	14204	126497	25/10/2026
Potassium Iodide solution	-	KI-0701-001	CI-0185-24	14/05/2026

2. This result of calibration was found accurate as shown on date and place of calibration only.

3. This certificate is traceable to the international system of unit maintained at :

3.1 The UK National Physical Laboratory (NPL)

**Result of calibration : Wavelength Accuracy**

(Without adjustment)

<b>Material</b>	<b>Certified Values of Reference Material (nm)</b>	<b>UUC* Reading (nm)</b>	<b>Error (nm)</b>	<b>Uncertainty ± (nm)</b>	<b>k Factor</b>
<b>RM-HL</b>	278.13	278.21	0.08	0.16	2.00
	361.25	361.39	0.14	0.16	2.00
	467.82	467.71	-0.11	0.16	2.00
	536.56	536.50	-0.06	0.16	2.00
	640.50	640.36	-0.14	0.16	2.00
<b>RM-DL</b>	740.09	739.85	-0.24	0.16	2.00
	864.94	865.12	0.18	0.16	2.00

UUC\* = Unit Under Calibration

Cert. No. : SP25026  
Job No. : VC68SP0019  
Pages : 3 of 4

**Result of calibration : Photometric Accuracy**

Material	Wavelength (nm)	Filter S/N	Nominal Absorbance (A)	Certified Absorbance (A)	UUC* Reading Absorbance (A)	Error (A)	Uncertainty ± (A)	k Factor
Neutral Density glass filter	440.0	29381	0.5	0.5443	0.5413	-0.0030	0.0043	2.00
		29914	0.7	0.7484	0.7455	-0.0029	0.0054	2.00
		29360	1.0	1.0527	1.0535	0.0008	0.0032	2.00
	465.0	29381	0.5	0.4948	0.4922	-0.0026	0.0041	2.00
		29914	0.7	0.6906	0.6877	-0.0029	0.0050	2.00
		29360	1.0	0.9695	0.9709	0.0014	0.0031	2.00
	546.1	29381	0.5	0.5090	0.5068	-0.0022	0.0036	2.00
		29914	0.7	0.6985	0.6960	-0.0025	0.0041	2.00
		29360	1.0	0.9814	0.9825	0.0011	0.0031	2.00
	590.0	29381	0.5	0.5375	0.5353	-0.0022	0.0034	2.00
		29914	0.7	0.7256	0.7231	-0.0025	0.0037	2.00
		29360	1.0	1.0213	1.0219	0.0006	0.0032	2.00
	635.0	29381	0.5	0.5223	0.5202	-0.0021	0.0033	2.00
		29914	0.7	0.6927	0.6901	-0.0026	0.0036	2.00
		29360	1.0	0.9744	0.9750	0.0006	0.0032	2.00

UUC\* = Unit Under Calibration



Cert. No. : SP25026  
Job No. : VC68SP0019  
Pages : 4 of 4

**Result of calibration : Photometric Accuracy**

(Without adjustment)

Material	Wavelength (nm)	Solution (mg/l)	Certified Absorbance (A)	UUC* Reading Absorbance (A)	Error (A)	Uncertainty ± (A)	k Factor
Potassium dichromate solutions	235.0	20	0.2415	0.2443	0.0028	0.0101	2.00
		40	0.4866	0.4871	0.0005	0.0115	2.00
		60	0.7415	0.7295	-0.0120	0.0067	2.00
		80	0.9854	0.9844	-0.0010	0.0071	2.00
		100	1.2444	1.2425	-0.0019	0.0073	2.00

UUC\* = Unit Under Calibration

**Condition of this result of calibration : Spectrophotometer PERKINELMER Model LAMBDA 25 S/N 501S14123010**

Resolution of Wavelength Mode 0.1 nm

Resolution of Photometric Mode 0.001 A

Parameter Setting

Measurement Mode Wavelength, Absorbance

Wavelength Scan 190 nm - 1100 nm

Scanning Speed 7.5 nm/min

Band width(Wavelength) 1.0

Band width(Vis) 1.0

Band width(Uv) 1.0

Stray Light** UUC* Reading at 220.0 nm	
Transimission T(%)	Absorbance(A)
0.020	3.7032

\*\*Specific Acceptance :

Transmission ≤ 1.0 T(%), Absorbance ≥ 2.0 A

\*\*Stray light not TISI Accredited

The reported uncertainty is based on a standard uncertainty multiplied by a coverage factor  $k$ , providing a level of confidence of approximately 95%

**End of Calibration Certificate**



บริษัท เอส.พี.เอส. คอนซัลติ้ง เซอร์วิส จำกัด

S.P.S. CONSULTING SERVICE CO., LTD.

7 ซอยพหลโยธิน 24 ถนนพหลโยธิน แขวงจอมพล เขตจตุจักร กรุงเทพฯ 10900

7 Soi Phaholyothin 24, Phaholyothin Rd., Jompol, Chatuchak, Bangkok 10900

Tel : (662) 939-4370-72, Fax : (662) 513-4221, E-mail : sale@spscon.com., www.spscon.com

Calibration Report					
Non-Dispersive Infrared CO Analyzer					
Date :	02 October 2025	Brand :	API	Model :	300E
No.	CO-B04			Serial No.	3089
Calibrator (Dilution System)					
Brand : Teledyne			Model : 700E		
Last Cal. Date : 28 October 2024			Serial No. : 201-S		
Reference Standard Gas					
Standard Gas : Carbon Monoxide (CO)			Cylinder No. : D711839		
Certified Date : 14 March 2024		Expired Date : 14 March 2032		Cylinder Conc. : 4,580 ppm	
Calibrating Condition					
Pressure	1011	mmbar	Temp.	24.6	°C
				% RH	50
Calibration Setting					
Span	Initial Reading (Before Adj.), PPM			Final Reading (After Adj.), PPM	
Set Point	Expected Concentration	Analyzer Response	%Dif	Analyzer Response	
Zero	0	0.10	-	0	
CO Span	40.00	39.95	-0.125	40.00	
API Model 300E CO Analyzer Check List					
Parameter	Observed Value	Units	Nominal Range		
Range	50	PPM	0-1000 ppm		
Stability	0.10	PPM	< 1 ppm With Zero Air		
CO Measure	4013.5	mV	2500-4800 mV		
CO Reference	3947.6	mV	2500-4800 mV		
Measure/Reference Ratio	1.179	-	1.1-1.3 W/Zero Air		
Sample Pressure	28.5	In-Hg-A	~2" < Ambient Absolute Pressure		
Sample Flow	811	CC/Min	800 ± 10%		
Sample Temperature	48.2	°C	48 ± 4		
Bench Temperature	48.0	°C	48 ± 2		
Wheel Temperature	68.4	°C	68 ± 2		
Box Temperature	30.9	°C	Ambient Temp + 7 ± 10		
Photo-Drive	3032.8	mV	250 mV to 4750 mV		
Slope	1.017	-	1.0 ± 0.3		
Offset	0.2	-	0 ± 0.3		



บริษัท เอส.พี.เอส. คอนซัลติ้ง เซอร์วิส จำกัด  
S.P.S. CONSULTING SERVICE CO., LTD.  
7 ซอยพหลโยธิน 24 ถนนพหลโยธิน แขวงจอมพล เขตจตุจักร กรุงเทพฯ 10900  
7 Soi Phaholyothin 24, Phaholyothin Rd., Jompol, Chatuchak, Bangkok 10900  
Tel : (662) 939-4370-72, Fax : (662) 513-4221, E-mail : sale@spscon.com., www.spscon.com

## Calibration Report

### Photo-Ionization Detector VOC Analyzer

Date : 02 October 2025

Brand : Mini RAE System

Model : Mini RAE 3000

No. B02

Serial No. 592-917802

#### Reference Standard Gas

Standard Gas : Isobutylene (C<sub>4</sub>H<sub>8</sub>)

Cylinder No. : 1496584

Certified Date : 24 June 2021

Expired Date : 7 January 2026

Cylinder Conc. : 100 ppm

#### Calibrating Condition

Pressure 1011 mmbar

Temp. 24.6 °C

% RH 50

#### Calibration Setting

Span Set Point	Initial Reading (Before Adj.)			Final Reading (After Adj.)
	PPM			PPM
	Expected Concentration	Analyzer Response	%Dif	Analyzer Response
Zero (Fresh Air)	0	0.1	-	0
VOC Span (Isobutylene)	100	99.6	-0.40	100



บริษัท ไทยยูนิค จำกัด

THAI UNIQUE CO., LTD.

80-82 ถนนประชาธิปไตย แขวงบางขุนพรหม เขตพระนคร กรุงเทพฯ 10200

80-82 Prachathipatai Rd., Bangkhunphrom, Pranakorn, Bangkok 10200

Tel. 0-2629-0191-6, 0-2280-1787, Fax. 0-2280-1788, E-mail : thawatt@thaiunique.com, Website : www.thaiunique.com

## GAS CHROMATOGRAPH TEST CERTIFICATION

Certificate No. : SV0825/23032

Instrument Type : Gas Chromatography

Model : 3800

Serial Number : 00734

Organization : S.P.S. Consulting Service Co., Ltd.

Address : 7 Phahonyothin Soi 24 Phahonyothin Rd. Ladyao Chatuchak Bangkok 10900

Date : 02/08/2025

### ELECTRONIC TEST

CPU	<input checked="" type="checkbox"/> PASS	<input type="checkbox"/> FAIL
DISPLAY & LED TEST	<input checked="" type="checkbox"/> PASS	<input type="checkbox"/> FAIL
VENT TEST	<input checked="" type="checkbox"/> PASS	<input type="checkbox"/> FAIL
KEY ECHO TEST	<input checked="" type="checkbox"/> PASS	<input type="checkbox"/> FAIL
DESTRUCTION RAM TEST	<input checked="" type="checkbox"/> PASS	<input type="checkbox"/> FAIL

### RUN CHROMATOGRAM TEST

DETECTOR : Flame Ionization Detectors ( FID Channel-Front)

INJECTOR : 1079 Injector

### GC CONDITION:

Column	80 °C hold 1 min., rate 20 °C/min. to 200 °C hold 1min.
Injector	220 °C
Detector	300 °C
Column flow	5 mL/min
Makeup flow	25 mL/min
Air flow	300 mL/min
Hydrogen flow	30 mL/min

Column:Capillary Column CP sil 5 CB 0.25 ID x 15 M

Sample: 1 µL Injection FID Test Sample 0.218g/L C14,C15,C16 in hexane (diluted to 30ppm)

SENSITIVITY TEST: C15. (Area count) = 515,940 Counts.



VARIAN



บริษัท ไทยยูนิค จำกัด

THAI UNIQUE CO., LTD.

80-82 ถนนประชาธิปไตย แขวงบางขุนพรหม เขตพระนคร กรุงเทพฯ 10200

80-82 Prachathipatai Rd., Bangkhunphrom, Pranakorn, Bangkok 10200

Tel. 0-2629-0191-6, 0-2280-1787, Fax. 0-2280-1788, E-mail : thawatt@thaiunique.com, Website : www.thaiunique.com

#### Detector Sensitivity (FID)


Detector Response	Result	Specification
Baseline Noise ( $\mu V$ )	2.40	$\leq 50$
Baseline Drift (%)	0.18	$\leq 1$
Sensitivity (S/N for C15)	19,716	$\geq 1,024$

#### Temperature Specification

Temperature	Set	Result	Specification
Column Oven ( $^{\circ}C$ )	80	79	$\pm 5$
Injector ( $^{\circ}C$ )	220	218	$\pm 5$
Detector ( $^{\circ}C$ )	300	298	$\pm 5$
Incubator ( $^{\circ}C$ )	60	N/A	$\pm 5$

#### Relative Standard Deviation % (%RSD)

Checkout Procedure	Result	Specification
Area C15 (%)	1.48	$\leq 5$
Retention Time C15 (%)	0.08	$\leq 0.5$



VARIAN



บริษัท ไทยยูนิค จำกัด

THAI UNIQUE CO., LTD.

80-82 ถนนประชาธิปไตย แขวงบางขุนพรหม เขตพระนคร กรุงเทพฯ 10200

80-82 Prachathipatai Rd., Bangkhunphrom, Pranakorn, Bangkok 10200

Tel. 0-2629-0191-6, 0-2280-1787, Fax. 0-2280-1788, E-mail : thawatt@thaiunique.com, Website : www.thaiunique.com

### Results Integrated System Testing

Checkout Procedure	FID
Detector Position	Front
Inlet Type	1079 Injector
C15 Area 1	506,043
C15 Area 2	520,497
C15 Area 3	522,154
C15 Area 4	521,664
C15 Area 5	509,340
C15 Area Average	515,940
* % RSD ( < 5 % )	1.48

\* The precision specification should be less than 2.0 % RSD \*\* ( Relative Standard Deviation ) for an Auto sampler injection and less than 5 % for Manual injections. To calculate the %RSD, select the C15 peak area for each of the five ( 5 ) samples.

\*\* (Relative Standard Deviation is determined by dividing the standard deviation by the average and multiplying by 100.)

$$\% \text{ RSD} = ( \text{std.dev} / \text{avg} ) * 100$$

Compliance	
Performance by	
Date	02/08/2025



Comments	
Reviewed by	
Date	02/08/2025



VARIAN





บริษัท ไทยยูนิค จำกัด

THAI UNIQUE CO., LTD.

80-82 ถนนประชาธิปไตย แขวงบางขุนพรหม เขตพระนคร กรุงเทพฯ 10200

80-82 Prachathipatai Rd., Bangkhunphrom, Pranakorn, Bangkok 10200

Tel. 0-2629-0191-6, 0-2280-1787, Fax. 0-2280-1788, E-mail : thawatt@thaiunique.com, Website : www.thaiunique.com

### Results Integrated System Testing

Checkout Procedure	FID
Detector Position	Front
Inlet Type	1079 Injector
C15 RT 1	3.874
C15 RT 2	3.880
C15 RT 3	3.875
C15 RT 4	3.872
C15 RT 5	3.878
C15 RT Average	3.876
* % RSD ( < 0.5 % )	0.08

\* The precision specification should be less than 0.5 % RSD \*\* ( Relative Standard Deviation ) for an Auto sampler injection and less than 0.5 % for Manual injections. To calculate the %RSD, select the RT C15 peak for each of the five ( 5 ) samples.

\*\* (Relative Standard Deviation is determined by dividing the standard deviation by the average and multiplying by 100.)

$$\% \text{ RSD} = ( \text{std.dev} / \text{avg} ) * 100$$

Compliance	
Performance by	
Date	02/08/2025



Comments	
Reviewed by	
Date	02/08/2025



VARIAN

ระดับเสียงในบรรยากาศ



THAILAND INSTITUTE OF SCIENTIFIC AND TECHNOLOGICAL RESEARCH (TISTR)

Request No. 21-68/0220

MTC No. EEL. BP. 44/0268

## CALIBRATION CERTIFICATE

Submitted by : S.P.S.Consulting Service Co.,Ltd.

Address : 7 Soi Phaholyothin 24, Phaholyothin Road, Jompol, Chatuchak, Bangkok 10900.

Calibrated at : Electrical and Electronic Standards Laboratory, Industrial Metrology and Testing Service Centre.  
Soi 1C, Bangpoo Industrial Estate, Sukhumvit Rd., Muang, Samutprakan 10280.

### Instrument Calibrated :

Description : Sound Calibrator

Manufacturer : ACO

Model : 2127

Serial No. : 130006

### Ambient Environment

Temperature :  $(23 \pm 3) ^\circ\text{C}$

Relative Humidity :  $(50 \pm 15) \%$

Ambient Pressure :  $(101.325 \pm 1.500) \text{ kPa}$

- Standards used :
1. Digital Function Synthesizer NF Electronic DF-193A S/N 122037.
  2. Measuring Amplifier Bruel&Kjaer 2636 S/N 1537484.
  3. Programmable Attenuator Tamagawa TPA-303A S/N OF 2214.
  4. Digital Multimeter Agilent 34401A S/N MY44005560.
  5. Pressure Transmitter Vaisala PTB202AD S/N T0650001.
  6. Audio Analyzer Panasonic VP-7722A S/N 041477D122.
  7. Condenser Microphone B&K 4180 S/N 2889871.

**Calibration Procedure:** CP-102-04 based on IEC 60942-2003; The sound pressure level generated by sound calibrator under test shall be measured by standard microphone using an insert voltage technique.

This instrument has been calibrated against standards maintained at Electrical and Electronic Standards Laboratory (EEL), which are traceable to the International System of Units through the National Institute of Metrology (Thailand).

The information on actual reading is attached herewith and the uncertainty limits quoted refer to the measured values only.

Date of Receipt : 19 Feb. 2025

Date of Calibration : 21 Feb. 2025

1 / 2  
W

The results relate only to the items tested/calibrated or value assigned.

Advertising the Report/Certificate and publicity of the results except in full are prohibited unless written permission is obtained from the governor of TISTR.

FM.BL.MTC.002 Rev.5

#### Head Office

35 Mu 3 Tambon Khlong Ha, Amphoe Khlong Luang,  
Changwat Pathumthani 12120, Thailand  
Tel. (66) 0 2577 9036  
Fax. (66) 0 2577 9009

#### Office/Laboratory

668 Mu 2 Tambon Bangpoomai, Amphoe Muang Samutprakan,  
Changwat Samutprakan 10280, Thailand  
Tel. (66) 0 2323 1672-80 ext. 115, 116  
(66) 08 3219 9440  
E-mail : mtc@tistr.or.th Website : www.tistr.or.th

#### Office

196 Phahonyothin Road, Ladyao, Chatuchak,  
Bangkok 10900, Thailand  
Tel. (66) 0 2579 1121-30 ext. 5219, 5225, 5217  
(66) 08 1889 6827

THAILAND INSTITUTE OF SCIENTIFIC AND TECHNOLOGICAL RESEARCH (TISTR)

Request No. 21-68/0220

MTC No. EEL. BP. 44/0268

The reported expanded uncertainty is based upon a standard uncertainty multiplied by a coverage factor  $k = 2$ , providing a level of confidence of approximately 95%.

Nominal Output of Unit Under Test = 94 dB re 20 $\mu$ Pa at 1000 Hz

Acoustic Output in dB re 20 $\mu$ Pa, Corrected to Reference Conditions: 101.325 kPa, 23.0 °C and 50 %RH.

1. Sound Pressure Level

Standard Microphone Type	Measured Sound Pressure Level (dB)	Deviated value (dB)	Uncertainty (dB)	Tolerance limit IEC60942:2003 Class 1
1/2 inch Bruel&Kjaer 4180	93.81	-0.19	$\pm 0.10$	$\pm 0.40$ dB

2. Frequency

Standard Microphone Type	Measured Frequency (Hz)	Deviated value (Hz)	Uncertainty (Hz)	Tolerance limit IEC60942:2003 Class 1
1/2 inch Bruel&Kjaer 4180	999.9	-0.1	$\pm 1.5$	$\pm 1.0\%$

3. Total Distortion

Standard Microphone Type	Measured Total Distortion (%)	Uncertainty (%)	Tolerance limit IEC60942:2003 Class 1
1/2 inch Bruel&Kjaer 4180	0.95	$\pm 0.50$	$\pm 3.0\%$

Note : 1. No adjustment.

2. The calibrator pressure correction was not included.

3. The microphone volume correction was not included.



Electrical and Electronic Standards Laboratory  
Industrial Metrology and Testing Service Centre

Date of Calibration : 21 Feb. 2025

Date of Issue : 24 Feb. 2025

Ref : 2011268021900739001

End of Certificate

2 / 2

The results relate only to the items tested/calibrated or value assigned.

Advertising the Report/Certificate and publicity of the results except in full are prohibited unless written permission is obtained from the governor of TISTR.

FM.BL.MTC.002 Rev.5

Head Office

35 Mu 3 Tambon Khlong Ha, Amphoe Khlong Luang,  
Changwat Pathumthani 12120, Thailand  
Tel. (66) 0 2577 9036  
Fax. (66) 0 2577 9009

Office/Laboratory

668 Mu 2 Tambon Bangpoomai, Amphoe Muang Samutprakan,  
Changwat Samutprakan 10280, Thailand  
Tel. (66) 0 2323 1672-80 ext. 115, 116  
(66) 08 3219 9440  
E-mail : mtc@tistr.or.th Website : www.tistr.or.th

Office

196 Phahonyothin Road, Ladyao, Chatuchak,  
Bangkok 10900, Thailand  
Tel. (66) 0 2579 1121-30 ext. 5219, 5225, 5217  
(66) 08 1889 6827





บริษัท เอส.พี.เอส. คอนซัลติ้ง เซอร์วิส จำกัด  
S.P.S. CONSULTING SERVICE CO., LTD.  
7 ซอยพหลโยธิน 24 ถนนพหลโยธิน แขวงจอมพล เขตจตุจักร กรุงเทพฯ 10900  
7 Soi Phaholyothin 24, Phaholyothin Rd., Jompol, Chatuchak, Bangkok 10900  
Tel : (662) 939-4370-72, Fax : (662) 513-4221, E-mail : sale@spscon.com., www.spscon.com

Noise B\_494/25

## Sound Level Meter Calibration Report

### Acoustic Calibrator Data

Brand	ACO	Number	AC 03/56
Model	2127	Serial No.	130006
Calibration Range	94 dB, 1000 Hz	Last Calibration	21 February 2025
		Due Date	21 February 2026

### Calibration Data


Sound Level Meter Data				Calibration Data		
SLM No.	Brand	Model	Serial No.	Date	Actual Reading [dB]	
					Before Adjustment	After Adjustment
ACO-B09	ACO	6236	00152004	12 October 2025	93.9	93.9
ACO-B30	ACO	6236	00182012	12 October 2025	93.8	93.9
ACO-B42	ACO	6236	00192033	12 October 2025	93.9	93.9
ACO-B45	ACO	6236	00222304	12 October 2025	93.9	93.9
ACO-C1-B03	ACO	6238	00223040	12 October 2025	93.7	93.9
ACO-C1-B04	ACO	6238	00223041	12 October 2025	93.8	93.9
Acoustic Certified Value : Thailand Institute of Scientific and Technological Research (TISTR)					93.81 ± 0.10 dB	

คุณภาพน้ำ



# CALIBRATION LABORATORY Co., LTD.

2/10-11,14, 55 Soi Prasert Manukit 29 Yaek 4, Prasert Manukit Rd., Ladphrao, Bangkok 10230  
Tel. 02-578-0353-4 Fax: 02-578-2672 www.cal-laboratory.com E-mail:sale@cal-laboratory.com



## CERTIFICATE OF CALIBRATION FOR

NOMENCLATURE : pH METER  
MANUFACTURER : HANNA  
MODEL / TYPE : HI3512/HI1332/HI7662-T  
SERIAL NO. : 08685754/11250B7M/092806BN[PH04/56]  
CLID. NO. : 272501562  
JOB CONTROL NO. : 250617070523  
CALIBRATION SERVICE : ☒ IN-LABORATORY ☐ ON-SITE

CUSTOMER : S.P.S. CONSULTING SERVICE CO., LTD.  
7 SOI PHAHOLYOTHIN 24 ROAD, JOMPOL,  
CHATUCHAK, BANGKOK 10900


DATE OF RECEIVED : 17 June 2025

DATE OF ISSUED : 20 June 2025

The report of calibration shall not be reproduced except in full without approval of the Calibration Laboratory Co., Ltd.

Calibrated By : Sukgasem Seehanart  
Wenick Inchaisri  
Calibration Engineer

Approved By :



This Calibration Certificate documents the traceability to national standards, which realize the units of measurement according to  
the International System of Units (SI)

Certificate No. Q25070523

F3-011-05/12-23

page 1 of 4



@clccalibration




**CLC**  
Accredited  
ISO/IEC 17025

# CALIBRATION LABORATORY Co., LTD.

2/10-11,14, 55 Soi Prasert Manukit 29 Yaek 4, Prasert Manukit Rd., Ladphrao, Bangkok 10230

Tel. 02-578-0353-4 Fax: 02-578-2672 www.cal-laboratory.com E-mail:sale@cal-laboratory.com



## REPORT OF CALIBRATION

### FOR

**NOMENCLATURE** : **pH METER**  
**MANUFACTURER** : **HANNA**  
**MODEL / TYPE** : **HI3512/HI1332/HI7662-T**  
**SERIAL NO.** : **08685754/11250B7M/092806BN[PH04/56]**  
**DATE OF CALIBRATION** : **18 June 2025**

---

#### ENVIRONMENT CONDITIONS :

**Temperature :**  $(25 \pm 2.5) ^\circ\text{C}$

**Relative Humidity :**  $(50 \pm 15) \% \text{ RH}$

#### PROCEDURE USED :

This instrument was calibrated under procedure No. **CLC-CPCH-01** [ pH Meter ]. The calibration was performed by direct measurement with Certified Reference Material (CRM).

This instrument was calibrated under procedure No. **CLC-CPTH-04** [ Temperature ] based on **ASTM E 644-04** as calibration guidelines. The calibration was performed by using Calibration Bath, Precision Thermometer and IPRT which maintained by the Calibration Laboratory Co., Ltd.

#### REFERENCE STANDARD USED :

1. pH Standard Solution, NIMT TRM CODE TRM-S-2003, TRM CODE TRM-S-2007.
2. pH Standard Solution, Control Company Catalog Number 06664260,11754256, Lot Number CC787362.
3. Calibration Bath, Kambic Model OB-22/2 ULT S/N. 17115653.
4. Precision Thermometer, ASL Model F250 S/N. 1334023800.
5. IPRT, Wika Model CTP5000-250-D S/N. PO00043543-1-10-1.

Certificate No. **Q25070523**

**F3-011-05/12-23**

page 2 of 4



@clccalibration





# CALIBRATION LABORATORY Co., LTD.

2/10-11,14,55 Soi Prasert Manukit 29 Yaek 4, Prasert Manukit Rd., Ladphrao, Bangkok 10230  
Tel. 02-578-0353-4 Fax: 02-578-2672 www.cal-laboratory.com E-mail:sale@cal-laboratory.com



## TRACEABILITY :

1. The measurements are traceable to International System of Units (SI) , through National Institute of Metrology (Thailand).  
Lot Number. 080124 , 120124. Due Date 23 January 2026.
2. The measurements are traceable to International System of Units (SI) , through Control Company.  
Certificate No. 4281-14495731 , Due Date 27 September 2025.
3. The measurements are traceable to International System of Units (SI) , through Calibration Laboratory Co., Ltd.  
Certificate No. Q24120999, Due Date 26 November 2025.
4. The measurements are traceable to International System of Units (SI) , through Thailand Institute of Scientific and Technological Research (TISTR). Certificate No. PSL-T 1042/67, Due Date 16 October 2025.
5. The measurements are traceable to International System of Units (SI) , through National Institute of Metrology (Thailand).  
Certificate No. TT-0146-24, Due Date 28 October 2025.

## UNCERTAINTY :

The reported expanded uncertainty of measurement is stated as the standard uncertainty of measurement multiplied by the coverage factor complies with the table which for a normal distribution corresponds to a coverage probability of approximately 95 %.

It has been evaluated according to the "Evaluation of the Uncertainty of Measurement in Calibration (EA-4/02 M:2022)"

Certificate No. Q25070523

F3-011-05/12-23

page 3 of 4



@clccalibration



**CLC**  
Accredited  
ISO/IEC 17025

# CALIBRATION LABORATORY Co., LTD.

2/10-11,14,55 Soi Prasert Manukit 29 Yaek 4, Prasert Manukit Rd., Ladphrao, Bangkok 10230

Tel. 02-578-0353-4 Fax: 02-578-2672 www.cal-laboratory.com E-mail:sale@cal-laboratory.com



**CONDITION OF CALIBRATION ITEM : RECEIVED IN GOOD OPERATIONAL CONDITION**

**MEASUREMENT RESULTS : ( X ) without adjustment ( ) adjustment**

The table in the following gives the calibration results and associated measurement uncertainties of pH meter.

## CALIBRATION DATA

### 1. pH METER RESULT @ 25 °C

Standard pH Buffer Solution (pH)	pH Meter Reading (pH)	pH Meter Reading (mV)	Correction (pH)	Uncertainty of pH Measurement ( $\pm$ pH)	k Factor
4.003	4.005	168.2	-0.002	0.010	2,00
7.005	7.010	-8.1	-0.005	0.013	2,00
10.015	10.010	-177.7	+0.005	0.014	2,00

Technical Note. Setting function CAL 3 point ( 4,7,10 ).

Note. The Scope of Accredited ANAB Certificate No. ACDM-2814 Version 015 Page 4 of 68

### 2. TEMPERATURE RESULT

Immersion depth (mm)	Actual Temperature ( °C )	DUC Reading ( °C )	Correction ( °C )	Uncertainty $\pm$ ( °C )
100	25.00	25.0	0.00	0.07

Technical Note. Type of sensor : Thermistor

Probe  $\varnothing$  3 mm

Materials : Metal Sheath.

The reported uncertainty is based on a standard uncertainty multiplied by coverage factor of  $k = 2,00$ .

Note. The Scope of Accredited ANAB Certificate No. ACDM-2814 Version 015 Page 56 of 68

**This report is valid for the above stated instrument/s only.**

**### End of Certificate ###**

Certificate No. Q25070523

F3-011-05/12-23

page 4 of 4



@clccalibration

## Certificate of Calibration

**Certificate No. :** 68-400046-2

**Page : 1 of 2**

**Submitted by :** S. P. S Consulting Service Co., Ltd.

7 Soi Phaholyothin 24, Phaholyothin Rd., Jompol, Chatuchak, Bangkok 10900

**Equipment :** Liquid in Glass Thermometer

Manufacturer : SK

Model : N/A

Range : 0 °C to 100 °C

Resolution : 1 °C

Serial No. : N/A

Immersion : Total

ID No. : TM21/59

**Environment :** Ambient Temperature : (23 ± 2) °C

Relative Humidity : (50 ± 15) %

Line Voltage : (220 ± 22) VAC

**Date of Received :** 21 January 2025

**Date of Calibration :** 24 January 2025

**Date of Issue :** 24 January 2025

**Calibrated by :** Chortip Samchusri

**Calibration Method :** This instrument was calibrated by In-house method comparison technique CAL-M4001 based on ASTM E77-07 by compared with PRT in the liquid bath at the constant controlled temperature.

The temperature scale used was based on ITS-90

**Reference Standard Instruments :** This certification is traceable to the International System of Units

1. Platinum Resistance Thermometer (PRT)

ID No.	Cert. No.	Due Date	Traceability
400001	TT-0023-24	16 Feb 2026	National Institute of Metrology Thailand (NIMT)

2. Standard Digital Thermometer

ID No.	Cert. No.	Due Date	Traceability
400003	23E1866	01 Jun 2025	National Institute of Metrology Thailand (NIMT)
400004	23E1866	01 Jun 2025	National Institute of Metrology Thailand (NIMT)

The Uncertainties are for a confidence probability of approximately 95%

This certificate may not be reproduced other than in full except with the prior written approval of the Calibratech Co.,Ltd.





## Certificate of Calibration

**Certificate No. : 68-400046-2**

**Page : 2 of 2**

**Result of Calibration :** Without Adjustment

**UUC Condition As-Received :** Good

**Function :** Temperature measurement

Ice point check : UUC\* reading 0 °C Standard reading 0.4429 °C

Standard Reading ( °C )	UUC Reading ( °C )	Correction ( °C )	Uncertainty ( ± °C )
20.4801	20	0.5	0.31

### Remark

UUC : Unit Under Calibration

This result of calibration was found accurate as shown on date and place of calibration only.

This reported uncertainty of measurement was based on a standard uncertainty multiplied by a coverage factor  $k = 2$ , providing a level of confidence of approximately 95%

- ๐0๐ -







CERTIFICATE No : 25M2256

REFERENCE No : 76365-3

PAGE : 1 OF 2

## Certificate of Calibration

**EQUIPMENT** : DIGITAL BALANCE

**MANUFACTURER** : SARTORIUS

**MODEL** : BSA224S-CW

**SERIAL No** : 36591843

**ID No** : BA09/61

**CONDITION AS RECEIVED** : USED ITEM

**SUBMITTED BY** : S.P.S. CONSULTING SERVICE CO., LTD.  
7 SOI PHAHOLYOTHIN 24, PHAHOLYOTHIN RD.,  
JOMPOL, CHATUCHAK, BANGKOK 10900

**CALIBRATED BY** : ATSAWIN Y.

**CALIBRATION DATE** : 07-Mar-25

**APPROVED BY** : 

**ISSUED DATE** : 13-Mar-25

**RECEIVED DATE** : 07-Mar-25

THIS CERTIFICATE MAY NOT BE REPRODUCED OTHER THAN IN FULL EXCEPT WITH THE PRIOR WRITTEN APPROVAL OF  
QUALITY CALIBRATION CO., LTD.







CERTIFICATE No : 25M2256

PAGE : 2 OF 2

## Calibration Report

EQUIPMENT : DIGITAL BALANCE MODEL : BSA224S-CW  
MANUFACTURER : SARTORIUS S/N : 36591843  
ID No : BA09/61 RECEIVED DATE : 07-Mar-25  
AIR PRESSURE : 1009mbar  $\pm$  1mbar CALIBRATION DATE : 07-Mar-25  
AMBIENT TEMPERATURE : 24° C  $\pm$  1° C RELATIVE HUMIDITY : 52 %RH  $\pm$  10 % RH

### CONDITION OF THIS RESULTS OF CALIBRATION

1. THIS INSTRUMENT WAS CALIBRATED BY ACCORDING TO UKAS LAB 14 EDITION 6:2019 BY USING KNOWN WEIGHT STANDARD WEIGHT. THE BALANCE WAS NOT ADJUSTED BEFORE CALIBRATION. THE BALANCE HAS NO ZERO TRACKING FUNCTION. REPEATABILITY WAS MEASURED BY USING 10 REPEATED MEASUREMENTS. LINEARITY WAS MEASURED COVERING 10 POINTS, EVENLY SPREAD OVER THE RANGE. THE INSTRUMENT WAS SET ZERO BEFORE PERFORMING THE LINEARITY TEST. OFF-CENTER LOADING WAS MEASURED BY USING STANDARD WEIGHTS PLACED ON THE PAN AND MOVED TO VARIOUS POSITIONS ON THE PAN.

### 2. REFERENCE STANDARD INSTRUMENTS :-

<u>INSTRUMENT</u>	<u>MODEL</u>	<u>SERIAL No</u>	<u>CERTIFICATE No</u>	<u>DUE DATE</u>
1) STANDARD WEIGHT SET	E2	QK-I-151	C02250116	28-Jan-27
2) STANDARD WEIGHT	E2	15843	C02250117	29-Jan-27

3. THE CERTIFICATE IS VALID FOR THE ITEM CALIBRATED AS SHOWN ON THE DATE AND PLACE OF CALIBRATION ONLY.

4. THIS RESULT EXCLUDE LONG TERM STABILITY OF THE UNIT UNDER CALIBRATION.

5. THIS CERTIFICATE IS TRACEABLE TO THE INTERNATIONAL SYSTEM OF UNIT MAINTAINED AT:-

- NATIONAL INSTITUTE OF METROLOGY (THAILAND)

### RESULT OF CALIBRATION :- WITHOUT ADJUSTMENT

1. ZERO SETTING FUNCTION : NORMAL


2. TARE FUNCTION : NORMAL

3. REPEATABILITY OF READING AT 200 g WAS 0.000071 g

4. DEPARTURE FROM NOMINAL VALUE/ LINEARITY

NOMINAL VALUE (g)	BALANCE READING (g)	CORRECTION (g)	UNCERTAINTY ( $\pm$ g)
0.00	0.0000	0.0000	0.00012
0.10	0.1000	0.0000	0.00012
0.20	0.2000	0.0000	0.00012
0.50	0.5000	0.0000	0.00012
1.00	1.0000	0.0000	0.00012
2.00	2.0000	0.0000	0.00012
5.00	5.0000	0.0000	0.00012
10.00	10.0000	0.0000	0.00012
20.00	20.0001	-0.0001	0.00012
50.00	50.0000	0.0000	0.00014
100.00	100.0001	-0.0001	0.00019
200.00	200.0001	-0.0001	0.00032

### 5. OFF CENTER LOADING ERROR



POINT	READING (g)
1	100.0000
2	100.0000
3	100.0000
4	100.0000
5	100.0000
OFF-CENTER LOADING	0.0000

NOTE: THIS CALIBRATION WAS CARRIED OUT AT THE CUSTOMER'S PLACE AT LABORATORY AREA  
THE REPORTED UNCERTAINTY OF MEASUREMENT WAS BASED ON A STANDARD UNCERTAINTY MULTIPLIED BY A COVERAGE FACTOR  $k=2$ , PROVIDING A LEVEL OF CONFIDENCE APPROXIMATELY 95%.

END OF CALIBRATION REPORT





CERT.No.: HS-W015C

Calibration Date : 18 Mar 25  
Submitted by : S.P.S CONSULTING SERVICE CO.,LTD  
7 Soi Phaholyothin 24, Phaholyothin Rd., Jompol,  
Chatuchak, Bangkok, Thailand 10900

Avg Room Temp : 20 °C  
Avg Water Temp : 20 °C  
Air Pressure : 760.00 mmHg  
Salinity : 0 ppt

Model : YSI 5000  
S/N : 15B100751  
Probe : YSI 5010  
S/N : 22D100097  
ID NO. : -  
Air Temp ref : S/N. F8065C26  
Barometric ref : S/N. F8065C26  
Water Temp ref : -  
ID NO. HS001  
Technician : Kittipong M.

#### Calibration Details

Calibration Point	100% air sat. (@20 °C, DO = 9.09 mg/l)	(status)	(status)
Measurement 1 (mg/l)	9.08	(PASS)	-
Measurement 2 (mg/l)	9.08	(PASS)	-
Measurement 3 (mg/l)	9.08	(PASS)	-
Measurement 4 (mg/l)	9.07	(PASS)	-
Measurement 5 (mg/l)	9.07	(PASS)	-
Measurement 6 (mg/l)	9.07	(PASS)	-
Measurement 7 (mg/l)	9.07	(PASS)	-
Measurement 8 (mg/l)	9.07	(PASS)	-
Measurement 9 (mg/l)	9.07	(PASS)	-
Measurement 10 (mg/l)	9.07	(PASS)	-

Mean Measurement	9.07	mg/l	-	-
Inaccuracy	0.02	mg/l	-	-

Overall Status (PASS)

#### Manufacturer Specification

Accuracy = +/- 0.02 mg/l

- 1) This certificate is issued based on the result that are found as shown on date and place of test only.
- 2) The calibration procedure followed in accordance with Harikul Science Co., Ltd.
- 3) This result shall not be used for advertising purpose.





# QUALITY CALIBRATION CO., LTD.

235 Petchkasem 63/2 Road, Laksong, Bangkae, Bangkok 10160

Tel (662) 421-5402, (662) 444-0152-3, Fax (662) 809-4584

www.qcalibration.com

CERTIFICATE No : 25T0520

REFERENCE No : 75853-1

PAGE : 1 OF 2

## Certificate of Calibration

**EQUIPMENT** : COD REACTOR

**MANUFACTURER** : HACH

**MODEL** : DRB 200

**SERIAL No** : 15110C0497

**ID No** : DRB 05/59

**CONDITION AS RECEIVED** : USED ITEM

**SUBMITTED BY** : S.P.S. CONSULTING SERVICE CO., LTD.  
7 SOI PHAHOLYOTHIN 24, PHAHOLYOTHIN RD.,  
JOMPOL, CHATUCHAK, BANGKOK 10900

**CALIBRATED BY** : CHAICHARN CH.

**CALIBRATION DATE** : 27-Jan-25

**APPROVED BY** : 

**ISSUED DATE** : 27-Jan-25

**RECEIVED DATE** : 15-Jan-25







# QUALITY CALIBRATION CO., LTD.

235 Petchkasem 63/2 Road, Laksong, Bangkae, Bangkok 10160

Tel (662) 421-5402, (662) 444-0152-3, Fax (662) 809-4584

CERTIFICATE No : 25T0520

PAGE : 2 OF 2

## Calibration Report

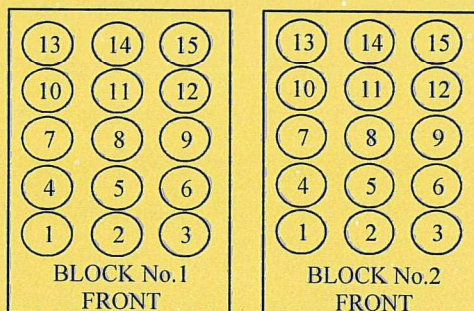
EQUIPMENT : COD REACTOR  
MANUFACTURER : HACH  
ID NUMBER : DRB 05/59  
RECEIVED DATE : 15-Jan-25  
AMBIENT TEMPERATURE : 23° C ± 1° C  
MODEL : DRB 200  
SERIAL NUMBER : 15110C0497  
CALIBRATION DATE : 27-Jan-25  
RELATIVE HUMIDITY : 53 %RH ± 10 % RH

### CONDITION OF THIS RESULTS OF CALIBRATION

1. THIS INSTRUMENT WAS CALIBRATED BY DIRECT MEASUREMENT METHOD WITH CALIBRATED THERMOCOUPLE TYPE K UNDER NO LOAD CONDITION. THE THERMOCOUPLES WERE PLACED ON POINTS AND LOCATED AS THE PICTURE.
2. REFERENCE STANDARD INSTRUMENTS :-  

INSTRUMENT	MODEL	SERIAL No	CERTIFICATE No	DUE DATE
1) DATA LOGGER WITH TC TYPE K	HYDRA 2635A	6635300	24T6468	26-Jun-25
3. THE CERTIFICATE IS VALID FOR THE ITEM CALIBRATED AS SHOWN ON THE DATE AND PLACE OF CALIBRATION ONLY.
4. THIS RESULT EXCLUDE LONG TERM STABILITY OF THE UNIT UNDER CALIBRATION.
5. THIS CERTIFICATE IS TRACEABLE TO THE INTERNATIONAL SYSTEM OF UNIT MAINTAINED AT:-  
- NATIONAL INSTITUTE OF METROLOGY (THAILAND) THROUGH QUALITY CALIBRATION CO., LTD.

### RESULT OF CALIBRATION :- WITHOUT ADJUSTMENT



Block No.	1	2
Calibration Point (°C)	150	150
Controller temperature (°C)	144	144
Indicating Temperature	144	144
Measured Temperature (°C) at Spread Locations	1	150.01
	2	150.69
	3	150.40
	4	150.22
	5	150.27
	6	150.51
	7	150.24
	8	150.20
	9	150.14
	10	149.70
	11	149.58
	12	149.46
	13	148.77
	14	148.99
	15	149.02
Uncertainty of Measurement(± °C)	0.87	0.87

NOTE 1 : THE UNCERTAINTY OF MEASUREMENT EXCLUDED TEMPERATURE UNIFORMITY OF THE CHAMBER

NOTE 2 : LOCATION 10 WAS REFERENCE LOCATION.

NOTE 3 : THIS CALIBRATION WAS CARRIED OUT AT THE CUSTOMER'S PLACE AT LABORATORY AREA.  
THE REPORTED UNCERTAINTY OF MEASUREMENT WAS BASED ON A STANDARD UNCERTAINTY  
COVERAGE FACTOR k =2, PROVIDING A LEVEL OF CONFIDENCE APPROXIMATELY 95%.

END OF CALIBRATION REPORT





คุณภาพอากาศในสถานประกอบการ



บริษัท เอส.พี.เอส. คอนซัลติ้ง เซอร์วิส จำกัด  
S.P.S. CONSULTING SERVICE CO., LTD.  
7 ซอยพหลโยธิน 24 ถนนพหลโยธิน แขวงจอมพล เขตจตุจักร กรุงเทพฯ 10900  
7 Soi Phaholyothin 24, Phaholyothin Rd., Jompol, Chatuchak, Bangkok 10900  
Tel : (662) 939-4370-72, Fax : (662) 513-4221, E-mail : sale@spscon.com., www.spscon.com

Personal Pump Calibration Report

Calibration Method : Dry Cal Primary Flowmeter

Model : Defender 510-H

S/N : 136164

Environmental Conditions

Temperature : 25 ± 3 °C  
Pressure : 1010 ± 15 mmbar

Personal Pump Data				Calibration Data								
No.	Brand	Model	Serial No.	Date	Flow Rate (mL/min)						Value From Calibration Curve	
					Setting			Actual (Q std.)				
					1	2	3	1	2	3	y	R <sup>2</sup>
B01	SKC	224-PCXR4	262101	03/10/2025	1,000	1,500	2,000	998	1,490	1,997	1.000x - 7.191	1.000
B02	SKC	224-PCXR4	626166	03/10/2025	1,000	1,500	2,000	1,007	1,500	2,008	0.999x + 2.537	1.000
B03	SKC	224-PCXR4	612968	03/10/2025	1,000	1,500	2,000	1,003	1,503	2,001	0.997x + 0.810	0.999
B04	SKC	224-PCXR4	602804	02/10/2025	1,000	1,500	2,000	998	1,494	1,993	1.001x - 6.035	1.000
B05	SKC	224-PCXR4	612693	02/10/2025	1,000	1,500	2,000	999	1,495	2,001	0.999x - 2.481	1.000
B06	SKC	224-PCXR4	262188	02/10/2025	1,000	1,500	2,000	997	1,510	2,000	0.998x + 0.064	0.999
B07	SKC	224-PCXR4	626262	01/10/2025	1,000	1,500	2,000	1,004	1,492	2,007	1.002x - 4.778	1.000
B08	SKC	224-PCXR4	626100	02/10/2025	1,000	1,500	2,000	1,005	1,500	2,005	1.004x - 7.223	1.000
B09	SKC	224-PCXR4	626479	01/10/2025	1,000	1,500	2,000	1,001	1,501	1,986	0.996x + 3.462	0.999
B10	SKC	224-PCXR4	091950	01/10/2025	1,000	1,500	2,000	997	1,504	2,000	1.003x - 8.822	1.000
B11	SKC	224-PCXR8	564315	03/10/2025	1,000	1,500	2,000	1,001	1,503	1,995	0.995x + 2.449	1.000
B12	SKC	224-PCXR4	034656	03/10/2025	1,000	1,500	2,000	997	1,506	2,003	1.003x - 9.062	0.999
B13	SKC	224-PCXR4	602073	03/10/2025	1,000	1,500	2,000	1,003	1,497	2,006	1.002x - 5.013	1.000
B14	SKC	224-PCXR4	626313	03/10/2025	1,000	1,500	2,000	998	1,501	1,992	1.005x - 11.702	0.999
B15	SKC	224-PCXR4	626474	03/10/2025	1,000	1,500	2,000	1,001	1,502	2,004	1.006x - 11.694	1.000
B16	SKC	224-PCXR4	626477	03/10/2025	1,000	1,500	2,000	996	1,498	1,992	1.007x - 16.329	0.999
B17	SKC	224-PCXR4	626860	02/10/2025	1,000	1,500	2,000	1,001	1,503	1,998	1.001x - 4.838	1.000
B18	SKC	224-PCXR4	691484	01/10/2025	1,000	1,500	2,000	997	1,514	1,996	0.996x + 5.360	1.000
B19	SKC	224-PCXR4	691599	01/10/2025	1,000	1,500	2,000	998	1,499	2,003	0.998x + 0.399	1.000
B20	SKC	224-PCXR4	691587	01/10/2025	1,000	1,500	2,000	1,001	1,501	1,999	0.995x + 1.520	0.999
B21	SKC	224-PCXR4	691531	03/10/2025	1,000	1,500	2,000	996	1,502	2,001	1.003x - 7.151	1.000
B22	SKC	224-PCXR4	691654	03/10/2025	1,000	1,500	2,000	1,001	1,500	1,998	0.997x - 0.666	1.000
B23	SKC	224-PCXR4	798393	03/10/2025	1,000	1,500	2,000	993	1,507	1,999	1.007x - 17.505	0.999
B24	SKC	224-PCXR4	626363	03/10/2025	1,000	1,500	2,000	994	1,498	1,995	1.000x - 3.941	1.000
B25	SKC	224-PCXR4	798489	01/10/2025	1,000	1,500	2,000	1,003	1,490	2,001	0.997x + 1.703	1.000
B26	SKC	224-PCXR4	798479	01/10/2025	1,000	1,500	2,000	1,001	1,509	1,995	1.002x - 8.057	0.999
B27	SKC	224-PCXR4	691673	01/10/2025	1,000	1,500	2,000	998	1,510	2,002	1.005x - 9.656	1.000
B28	SKC	224-PCXR4	691570	01/10/2025	1,000	1,500	2,000	1,011	1,508	2,009	0.999x + 3.729	0.999
B29	SKC	224-PCXR4	626472	01/10/2025	1,000	1,500	2,000	1,002	1,503	1,998	1.002x - 6.066	1.000
B30	SKC	224-PCXR4	691489	01/10/2025	1,000	1,500	2,000	997	1,506	2,001	1.004x - 8.049	1.000
B31	SKC	224-PCXR4	691509	02/10/2025	1,000	1,500	2,000	995	1,497	1,992	0.998x - 2.293	1.000
B32	SKC	224-PCXR4	091567	01/10/2025	1,000	1,500	2,000	1,002	1,500	2,003	1.008x - 15.778	0.999
B33	SKC	224-PCXR4	091756	02/10/2025	1,000	1,500	2,000	1,003	1,501	1,997	1.003x - 6.509	1.000
B34	SKC	224-PCXR4	612962	01/10/2025	1,000	1,500	2,000	996	1,512	1,996	1.001x - 5.867	0.999
B35	SKC	224-PCXR4	602682	01/10/2025	1,000	1,500	2,000	1,008	1,494	1,999	0.993x + 6.992	1.000
B36	SKC	224-PCXR4	626164	01/10/2025	1,000	1,500	2,000	997	1,502	1,992	0.999x - 3.235	1.000
B37	SKC	224-PCXR4	626256	01/10/2025	1,000	1,500	2,000	1,003	1,490	1,997	0.994x + 5.093	1.000
B38	SKC	224-PCXR4	626167	02/10/2025	1,000	1,500	2,000	998	1,513	1,995	1.000x - 5.277	0.999
B39	SKC	224-PCXR4	034637	03/10/2025	1,000	1,500	2,000	1,007	1,504	2,004	0.996x + 8.240	1.000
B40	SKC	224-PCXR4	798349	03/10/2025	1,000	1,500	2,000	998	1,510	2,002	0.998x + 3.905	1.000





บริษัท เอส.พี.เอส. คอนซัลติ้ง เซอร์วิส จำกัด  
S.P.S. CONSULTING SERVICE CO., LTD.  
7 ซอยพหลโยธิน 24 ถนนพหลโยธิน แขวงจอมพล เขตจตุจักร กรุงเทพฯ 10900  
7 Soi Phaholyothin 24, Phaholyothin Rd., Jompol, Chatuchak, Bangkok 10900  
Tel : (662) 939-4370-72, Fax : (662) 513-4221, E-mail : sale@spscon.com., www.spscon.com

Personal Pump Calibration Report

Calibration Method : Dry Cal Primary Flowmeter

Model : Defender 510-H

S/N : 136164

Environmental Conditions

Temperature . 25 ± 3 °C  
Pressure . 1010 ± 15 mmbar

Personal Pump Data				Calibration Data								
No.	Brand	Model	Serial No.	Date	Flow Rate (mL/min)						Value From Calibration Curve	
					Setting			Actual (Q std.)				
					1	2	3	1	2	3	y	R <sup>2</sup>
B41	SKC	224-PCXR4	612669	01/10/2025	1,000	1,500	2,000	1,010	1,508	2,009	1.000x + 2.612	0.999
B42	SKC	224-PCXR4	626041	02/10/2025	1,000	1,500	2,000	1,004	1,494	1,994	0.997x + 1.344	1.000
B43	SKC	224-PCXR4	034636	01/10/2025	1,000	1,500	2,000	998	1,505	2,002	1.001x - 5.177	1.000
B44	SKC	224-PCXR8	529341	01/10/2025	1,000	1,500	2,000	999	1,496	1,998	0.996x + 0.909	1.000
B45	SKC	224-PCXR8	529594	01/10/2025	1,000	1,500	2,000	996	1,510	1,992	1.005x - 11.543	1.000
B46	SKC	224-PCXR8	566743	01/10/2025	1,000	1,500	2,000	1,003	1,488	1,997	0.994x + 3.717	1.000
B47	SKC	224-PCXR8	566747	01/10/2025	1,000	1,500	2,000	1,004	1,500	1,993	0.996x + 2.230	1.000
B48	SKC	224-PCXR8	566753	01/10/2025	1,000	1,500	2,000	1,002	1,501	1,991	1.000x - 4.116	0.999
B49	SKC	224-PCXR8	566780	01/10/2025	1,000	1,500	2,000	995	1,502	1,990	0.997x - 1.978	1.000
B50	SKC	224-PCXR8	500400	02/10/2025	1,000	1,500	2,000	997	1,503	2,001	1.004x - 10.178	1.000
B51	SKC	224-PCXR8	500363	01/10/2025	1,000	1,500	2,000	1,001	1,502	1,993	0.995x + 2.848	1.000
B52	SKC	224-PCXR8	093186	03/10/2025	1,000	1,500	2,000	996	1,510	1,999	1.005x - 12.252	0.999
B53	SKC	224-PCXR8	707670	03/10/2025	1,000	1,500	2,000	1,002	1,496	2,004	1.003x - 8.791	1.000
B54	SKC	224-PCXR3	509821	03/10/2025	1,000	1,500	2,000	999	1,501	1,995	0.999x - 2.090	1.000
B55	SKC	224-PCXR3	510710	02/10/2025	1,000	1,500	2,000	1,002	1,503	2,006	1.007x - 13.250	0.999
B56	SKC	224-PCXR3	511450	01/10/2025	1,000	1,500	2,000	995	1,505	1,997	1.002x - 7.594	1.000
B57	SKC	224-PCXR3	510798	02/10/2025	1,000	1,500	2,000	998	1,500	1,994	0.999x - 7.163	0.999
B58	SKC	224-PCXR3	509852	03/10/2025	1,000	1,500	2,000	1,002	1,494	1,996	0.993x + 6.485	1.000
B59	SKC	224-PCXR3	509862	01/10/2025	1,000	1,500	2,000	1,006	1,505	1,998	0.996x + 5.117	1.000
B60	SKC	224-PCXR3	512655	02/10/2025	1,000	1,500	2,000	1,004	1,501	2,003	1.010x - 14.223	0.999
B61	SKC	224-PCXR3	503915	03/10/2025	1,000	1,500	2,000	993	1,495	1,994	0.999x - 4.942	1.000
B62	SKC	224-PCXR3	505975	03/10/2025	1,000	1,500	2,000	995	1,500	2,005	1.009x - 16.396	1.000
B63	SKC	224-PCXR3	511432	03/10/2025	1,000	1,500	2,000	996	1,497	1,991	0.998x - 3.171	1.000
B64	SKC	224-PCXR3	508302	03/10/2025	1,000	1,500	2,000	1,008	1,506	1,998	0.992x + 8.667	0.999
B65	SKC	224-PCXR3	508310	03/10/2025	1,000	1,500	2,000	1,006	1,492	2,003	1.000x - 4.355	1.000
B66	SKC	224-PCXR3	509861	03/10/2025	1,000	1,500	2,000	994	1,496	1,994	0.997x - 0.275	1.000
B67	SKC	224-PCXR3	506295	01/10/2025	1,000	1,500	2,000	997	1,505	2,001	1.004x - 10.258	1.000
B68	SKC	224-PCXR3	505872	03/10/2025	1,000	1,500	2,000	998	1,512	1,992	0.999x - 3.554	0.999
B69	SKC	224-PCXR3	508375	01/10/2025	1,000	1,500	2,000	997	1,489	1,996	0.997x - 2.309	1.000
B70	SKC	224-PCXR3	510623	03/10/2025	1,000	1,500	2,000	1,001	1,496	1,991	0.992x + 7.131	1.000
B71	SKC	224-PCXR3	508367	03/10/2025	1,000	1,500	2,000	999	1,498	1,995	0.994x + 6.433	1.000
B72	SKC	224-PCXR3	505977	03/10/2025	1,000	1,500	2,000	996	1,507	1,999	1.003x - 7.490	1.000
B73	SKC	224-PCXR3	512606	03/10/2025	1,000	1,500	2,000	1,004	1,503	2,003	1.001x - 5.285	0.999
B74	SKC	224-PCXR3	505993	01/10/2025	1,000	1,500	2,000	1,006	1,501	1,997	0.993x + 8.232	1.000
B75	SKC	224-PCXR3	509820	02/10/2025	1,000	1,500	2,000	1,005	1,494	1,995	0.997x - 2.979	0.999
B76	SKC	224-PCXR3	509811	02/10/2025	1,000	1,500	2,000	996	1,503	1,999	1.005x - 10.613	1.000
B77	SKC	224-PCXR3	508301	01/10/2025	1,000	1,500	2,000	1,003	1,490	1,998	0.994x + 4.694	1.000
B78	SKC	224-PCXR3	510677	01/10/2025	1,000	1,500	2,000	1,004	1,492	1,997	0.995x + 4.036	1.000
B79	SKC	224-PCXR3	510920	01/10/2025	1,000	1,500	2,000	1,008	1,504	2,006	1.006x - 9.588	0.999





บริษัท เอส.พี.เอส. คอนซัลติ้ง เซอร์วิส จำกัด  
S.P.S. CONSULTING SERVICE CO., LTD.  
7 ซอยพหลโยธิน 24 ถนนพหลโยธิน แขวงจอมพล เขตจตุจักร กรุงเทพฯ 10900  
7 Soi Phaholyothin 24, Phaholyothin Rd., Jompol, Chatuchak, Bangkok 10900  
Tel : (662) 939-4370-72, Fax : (662) 513-4221, E-mail : sale@spscon.com., www.spscon.com

Personal Pump Calibration Report

Calibration Method : Dry Cal Primary Flowmeter

Model : Defender 510-H

S/N : 136164

Environmental Conditions

Temperature . 25 ± 3 °C  
Pressure . 1010 ± 15 mmbar

Personal Pump Data				Calibration Data								
No.	Brand	Model	Serial No.	Date	Flow Rate (mL/min)						Value From Calibration Curve	
					Setting			Actual (Q std.)				
					1	2	3	1	2	3	y	R <sup>2</sup>
B80	SKC	224-PCXR3	504569	01/10/2025	1,000	1,500	2,000	1,004	1,510	2,004	0.999x - 0.786	0.999
B81	SKC	224-PCXR3	503480	01/10/2025	1,000	1,500	2,000	1,004	1,509	2,002	1.000x - 1.340	0.999
B82	SKC	224-PCXR3	505673	01/10/2025	1,000	1,500	2,000	1,007	1,502	2,003	0.994x+ 9.425	1.000
B83	SKC	224-PCXR3	510785	01/10/2025	1,000	1,500	2,000	997	1,494	1,994	0.999x - 1.727	0.999
B84	SKC	224-PCXR3	508333	01/10/2025	1,000	1,500	2,000	1,000	1,505	2,005	1.002x - 5.217	1.000
B85	SKC	224-PCXR3	505757	03/10/2025	1,000	1,500	2,000	996	1,507	1,998	1.001x - 4.459	1.000
B86	SKC	224-PCXR3	512625	03/10/2025	1,000	1,500	2,000	998	1,506	1,993	0.997x - 4.180	0.999
B87	SKC	224-PCXR3	504324	03/10/2025	1,000	1,500	2,000	1,003	1,510	2,004	1.000x + 1.037	1.000
B88	SKC	224-PCXR3	508307	03/10/2025	1,000	1,500	2,000	995	1,505	1,999	1.007x - 17.485	0.999
B89	SKC	224-PCXR3	509860	03/10/2025	1,000	1,500	2,000	999	1,500	2,001	1.002x - 6.218	1.000
B90	SKC	224-PCXR3	508366	02/11/2025	1,000	1,500	2,000	996	1,505	2,004	1.008x - 15.379	1.000
B91	SKC	224-PCXR3	510919	01/10/2025	1,000	1,500	2,000	1,004	1,504	2,003	0.998x + 1.328	1.000
B92	SKC	224-PCXR3	510987	03/10/2025	1,000	1,500	2,000	997	1,505	2,005	1.009x - 17.601	0.999
B93	SKC	224-PCXR3	509845	03/10/2025	1,000	1,500	2,000	1,006	1,511	2,001	0.998x + 2.138	0.999



บริษัท เอส.พี.เอส. คอนซัลติ้ง เซอร์วิส จำกัด  
S.P.S. CONSULTING SERVICE CO., LTD.  
7 ซอยพหลโยธิน 24 ถนนพหลโยธิน แขวงจอมพล เขตจตุจักร กรุงเทพฯ 10900  
7 Soi Phaholyothin 24, Phaholyothin Rd., Jompol, Chatuchak, Bangkok 10900  
Tel : (662) 939-4370-72, Fax : (662) 513-4221, E-mail : sale@spscon.com., www.spscon.com

Rotameter Calibration Report (For Personal Pump High Flow Adjust)

Calibration Method : Dry Cal Primary Flowmeter

Model : Defender 510-H

S/N : 136164

Calibration Data

Calibration Data											
Rotameter Data			Calibration Data								
No.	Brand	Model	Date	Flow Rate (mL/min)						Value From Calibration Curve	
				Flow Rate (Reading)			Actual (Q std.)				
				1	2	3	1	2	3	y	R <sup>2</sup>
H-B01	Dwyer	VFB-65	01/10/2025	500	1,000	2,000	502.3	998.1	1996.9	0.999x + 2.995	1.000
H-B02	Dwyer	VFB-65	01/10/2025	500	1,000	2,000	501.2	998.9	1998.1	0.998x + 4.159	1.000
H-B03	Dwyer	VFB-65	01/10/2025	500	1,000	2,000	500.4	999.5	2000.3	1.000x - 1.574	0.999
H-B04	Dwyer	VFB-65	01/10/2025	500	1,000	2,000	499.5	1000.6	1999.5	0.999x + 0.880	1.000
H-B05	Dwyer	VFB-65	01/10/2025	500	1,000	2,000	499.1	1001.3	2001.6	1.001x - 7.095	0.999
H-B06	Dwyer	VFB-65	01/10/2025	500	1,000	2,000	499.4	999.8	1994.1	1.000x + 2.760	1.000
H-B07	Dwyer	VFB-65	02/10/2025	500	1,000	2,000	501.0	999.4	2000.7	0.997x + 1.623	1.000
H-B08	Dwyer	VFB-65	01/10/2025	500	1,000	2,000	499.9	1001.7	2002.8	0.998x - 1.887	1.000
H-B09	Dwyer	VFB-65	02/10/2025	500	1,000	2,000	499.3	999.2	1996.6	0.999x + 1.428	0.999
H-B10	Dwyer	VFB-65	03/10/2025	500	1,000	2,000	498.7	1001.1	1997.8	0.996x + 6.669	1.000



บริษัท เอส.พี.เอส. คอนซัลติ้ง เซอร์วิส จำกัด  
S.P.S. CONSULTING SERVICE CO., LTD.  
7 ซอยพหลโยธิน 24 ถนนพหลโยธิน แขวงจอมพล เขตจตุจักร กรุงเทพฯ 10900  
7 Soi Phaholyothin 24, Phaholyothin Rd., Jompol, Chatuchak, Bangkok 10900  
Tel : (662) 939-4370-72, Fax : (662) 513-4221, E-mail : sale@spscon.com., www.spscon.com

Rotameter Calibration Report (For Personal Pump Low Flow Adjust)

Calibration Method : Dry Cal Primary Flowmeter

Model : Defender 510-H

S/N : 136164

Calibration Data

Rotameter Data			Calibration Data								
No.	Brand	Model	Date	Flow Rate (mL/min)						Value From Calibration Curve	
				Flow Rate (Reading)			Actual (Q std.)				
				1	2	3	1	2	3	y	R <sup>2</sup>
L-B01	Dwyer	VFA-21	01/10/2025	50	100	200	50.7	99.8	199.6	1.000x + 0.067	1.000
L-B02	Dwyer	VFA-21	01/10/2025	50	100	200	50.2	99.4	198.7	1.001x - 1.181	0.999
L-B03	Dwyer	VFA-21	01/10/2025	50	100	200	50.8	99.2	201.5	1.002x + 0.053	1.000
L-B04	Dwyer	VFA-21	01/10/2025	50	100	200	49.7	101.6	200.8	1.001x + 0.344	1.000
L-B05	Dwyer	VFA-21	01/10/2025	50	100	200	50.5	100.4	201.6	0.998x + 0.225	0.999
L-B06	Dwyer	VFA-21	01/10/2025	50	100	200	50.1	100.5	201.8	1.003x - 0.103	1.000
L-B07	Dwyer	VFA-21	02/10/2025	50	100	200	50.6	100.8	201.3	0.998x + 0.877	1.000
L-B08	Dwyer	VFA-21	01/10/2025	50	100	200	49.8	101.3	198.9	1.000x - 0.165	1.000
L-B09	Dwyer	VFA-21	02/10/2025	50	100	200	50.1	99.6	200.7	1.002x - 0.766	0.999
L-B10	Dwyer	VFA-21	03/10/2025	50	100	200	50.9	100.8	201.2	1.003x + 0.694	1.000





บริษัท ไทยยูนิค จำกัด

THAI UNIQUE CO., LTD.

80-82 ถนนประชาธิปไตย แขวงบางขุนพรหม เขตพระนคร กรุงเทพฯ 10200

80-82 Prachathipatai Rd., Bangkhunphrom, Pranakorn, Bangkok 10200

Tel. 0-2629-0191-6, 0-2280-1787, Fax. 0-2280-1788, E-mail : thawatt@thaiunique.com, Website : www.thaiunique.com

## GAS CHROMATOGRAPH TEST CERTIFICATION

Certificate No. : SV0825/23032

Instrument Type : Gas Chromatography

Model : 3800

Serial Number : 00734

Organization : S.P.S. Consulting Service Co., Ltd.

Address : 7 Phahonyothin Soi 24 Phahonyothin Rd. Ladyao Chatuchak Bangkok 10900

Date : 02/08/2025

### ELECTRONIC TEST

CPU	<input checked="" type="checkbox"/> PASS	<input type="checkbox"/> FAIL
DISPLAY & LED TEST	<input checked="" type="checkbox"/> PASS	<input type="checkbox"/> FAIL
VENT TEST	<input checked="" type="checkbox"/> PASS	<input type="checkbox"/> FAIL
KEY ECHO TEST	<input checked="" type="checkbox"/> PASS	<input type="checkbox"/> FAIL
DESTRUCTION RAM TEST	<input checked="" type="checkbox"/> PASS	<input type="checkbox"/> FAIL

### RUN CHROMATOGRAM TEST

DETECTOR : Flame Ionization Detectors ( FID Channel-Front)

INJECTOR : 1079 Injector

### GC CONDITION:

Column	80 °C hold 1 min., rate 20 °C/min. to 200 °C hold 1min.
Injector	220 °C
Detector	300 °C
Column flow	5 mL/min
Makeup flow	25 mL/min
Air flow	300 mL/min
Hydrogen flow	30 mL/min

Column:Capillary Column CP sil 5 CB 0.25 ID x 15 M

Sample: 1 µL Injection FID Test Sample 0.218g/L C14,C15,C16 in hexane (diluted to 30ppm)

SENSITIVITY TEST: C15. (Area count) = 515,940 Counts.



VARIAN



บริษัท ไทยยูนิค จำกัด

THAI UNIQUE CO., LTD.

80-82 ถนนประชาธิปไตย แขวงบางขุนพรหม เขตพระนคร กรุงเทพฯ 10200

80-82 Prachathipatai Rd., Bangkhunphrom, Pranakorn, Bangkok 10200

Tel. 0-2629-0191-6, 0-2280-1787, Fax. 0-2280-1788, E-mail : thawatt@thaiunique.com, Website : www.thaiunique.com

#### Detector Sensitivity (FID)


Detector Response	Result	Specification
Baseline Noise ( $\mu V$ )	2.40	$\leq 50$
Baseline Drift (%)	0.18	$\leq 1$
Sensitivity (S/N for C15)	19,716	$\geq 1,024$

#### Temperature Specification

Temperature	Set	Result	Specification
Column Oven ( $^{\circ}C$ )	80	79	$\pm 5$
Injector ( $^{\circ}C$ )	220	218	$\pm 5$
Detector ( $^{\circ}C$ )	300	298	$\pm 5$
Incubator ( $^{\circ}C$ )	60	N/A	$\pm 5$

#### Relative Standard Deviation % (%RSD)

Checkout Procedure	Result	Specification
Area C15 (%)	1.48	$\leq 5$
Retention Time C15 (%)	0.08	$\leq 0.5$



VARIAN



บริษัท ไทยยูนิค จำกัด

THAI UNIQUE CO., LTD.

80-82 ถนนประชาธิปไตย แขวงบางขุนพรหม เขตพระนคร กรุงเทพฯ 10200

80-82 Prachathipatai Rd., Bangkhunphrom, Pranakorn, Bangkok 10200

Tel. 0-2629-0191-6, 0-2280-1787, Fax. 0-2280-1788, E-mail : thawatt@thaiunique.com, Website : www.thaiunique.com

### Results Integrated System Testing

Checkout Procedure	FID
Detector Position	Front
Inlet Type	1079 Injector
C15 Area 1	506,043
C15 Area 2	520,497
C15 Area 3	522,154
C15 Area 4	521,664
C15 Area 5	509,340
C15 Area Average	515,940
* % RSD ( < 5 % )	1.48

\* The precision specification should be less than 2.0 % RSD \*\* ( Relative Standard Deviation ) for an Auto sampler injection and less than 5 % for Manual injections. To calculate the %RSD, select the C15 peak area for each of the five ( 5 ) samples.

\*\* (Relative Standard Deviation is determined by dividing the standard deviation by the average and multiplying by 100.)

$$\% \text{ RSD} = ( \text{std.dev} / \text{avg} ) * 100$$

Compliance	
Performance by	
Date	02/08/2025



Comments	
Reviewed by	
Date	02/08/2025



VARIAN





บริษัท ไทยยูนิค จำกัด

THAI UNIQUE CO., LTD.

80-82 ถนนประชาธิปไตย แขวงบางขุนพรหม เขตพระนคร กรุงเทพฯ 10200

80-82 Prachathipatai Rd., Bangkhunphrom, Pranakorn, Bangkok 10200

Tel. 0-2629-0191-6, 0-2280-1787, Fax. 0-2280-1788, E-mail : thawatt@thaiunique.com, Website : www.thaiunique.com

### Results Integrated System Testing

Checkout Procedure	FID
Detector Position	Front
Inlet Type	1079 Injector
C15 RT 1	3.874
C15 RT 2	3.880
C15 RT 3	3.875
C15 RT 4	3.872
C15 RT 5	3.878
C15 RT Average	3.876
* % RSD ( < 0.5 % )	0.08

\* The precision specification should be less than 0.5 % RSD \*\* ( Relative Standard Deviation ) for an Auto sampler injection and less than 0.5 % for Manual injections. To calculate the %RSD, select the RT C15 peak for each of the five ( 5 ) samples.

\*\* (Relative Standard Deviation is determined by dividing the standard deviation by the average and multiplying by 100.)

$$\% \text{ RSD} = ( \text{std.dev} / \text{avg} ) * 100$$

Compliance	
Performance by	
Date	02/08/2025



Comments	
Reviewed by	
Date	02/08/2025



VARIAN

ระดับเสียงในสถานประกอบการ



THAILAND INSTITUTE OF SCIENTIFIC AND TECHNOLOGICAL RESEARCH (TISTR)

Request No. 21-68/0220

MTC No. EEL. BP. 44/0268

## CALIBRATION CERTIFICATE

Submitted by : S.P.S.Consulting Service Co.,Ltd.

Address : 7 Soi Phaholyothin 24, Phaholyothin Road, Jompol, Chatuchak, Bangkok 10900.

Calibrated at : Electrical and Electronic Standards Laboratory, Industrial Metrology and Testing Service Centre.  
Soi 1C, Bangpoo Industrial Estate, Sukhumvit Rd., Muang, Samutprakan 10280.

### Instrument Calibrated :

Description : Sound Calibrator

Manufacturer : ACO

Model : 2127

Serial No. : 130006

### Ambient Environment

Temperature :  $(23 \pm 3) ^\circ\text{C}$

Relative Humidity :  $(50 \pm 15) \%$

Ambient Pressure :  $(101.325 \pm 1.500) \text{ kPa}$

- Standards used :
1. Digital Function Synthesizer NF Electronic DF-193A S/N 122037.
  2. Measuring Amplifier Bruel&Kjaer 2636 S/N 1537484.
  3. Programmable Attenuator Tamagawa TPA-303A S/N OF 2214.
  4. Digital Multimeter Agilent 34401A S/N MY44005560.
  5. Pressure Transmitter Vaisala PTB202AD S/N T0650001.
  6. Audio Analyzer Panasonic VP-7722A S/N 041477D122.
  7. Condenser Microphone B&K 4180 S/N 2889871.

**Calibration Procedure:** CP-102-04 based on IEC 60942-2003; The sound pressure level generated by sound calibrator under test shall be measured by standard microphone using an insert voltage technique.

This instrument has been calibrated against standards maintained at Electrical and Electronic Standards Laboratory (EEL), which are traceable to the International System of Units through the National Institute of Metrology (Thailand).

The information on actual reading is attached herewith and the uncertainty limits quoted refer to the measured values only.

Date of Receipt : 19 Feb. 2025

Date of Calibration : 21 Feb. 2025

1 / 2  
W

The results relate only to the items tested/calibrated or value assigned.

Advertising the Report/Certificate and publicity of the results except in full are prohibited unless written permission is obtained from the governor of TISTR.

FM.BL.MTC.002 Rev.5

#### Head Office

35 Mu 3 Tambon Khlong Ha, Amphoe Khlong Luang,  
Changwat Pathumthani 12120, Thailand  
Tel. (66) 0 2577 9036  
Fax. (66) 0 2577 9009

#### Office/Laboratory

668 Mu 2 Tambon Bangpoomai, Amphoe Muang Samutprakan,  
Changwat Samutprakan 10280, Thailand  
Tel. (66) 0 2323 1672-80 ext. 115, 116  
(66) 08 3219 9440  
E-mail : mtc@tistr.or.th Website : www.tistr.or.th

#### Office

196 Phahonyothin Road, Ladyao, Chatuchak,  
Bangkok 10900, Thailand  
Tel. (66) 0 2579 1121-30 ext. 5219, 5225, 5217  
(66) 08 1889 6827



THAILAND INSTITUTE OF SCIENTIFIC AND TECHNOLOGICAL RESEARCH (TISTR)

Request No. 21-68/0220

MTC No. EEL. BP. 44/0268

The reported expanded uncertainty is based upon a standard uncertainty multiplied by a coverage factor  $k = 2$ , providing a level of confidence of approximately 95%.

Nominal Output of Unit Under Test = 94 dB re 20 $\mu$ Pa at 1000 Hz

Acoustic Output in dB re 20 $\mu$ Pa, Corrected to Reference Conditions: 101.325 kPa, 23.0 °C and 50 %RH.

1. Sound Pressure Level

Standard Microphone Type	Measured Sound Pressure Level (dB)	Deviated value (dB)	Uncertainty (dB)	Tolerance limit IEC60942:2003 Class 1
1/2 inch Bruel&Kjaer 4180	93.81	-0.19	$\pm 0.10$	$\pm 0.40$ dB

2. Frequency

Standard Microphone Type	Measured Frequency (Hz)	Deviated value (Hz)	Uncertainty (Hz)	Tolerance limit IEC60942:2003 Class 1
1/2 inch Bruel&Kjaer 4180	999.9	-0.1	$\pm 1.5$	$\pm 1.0\%$

3. Total Distortion

Standard Microphone Type	Measured Total Distortion (%)	Uncertainty (%)	Tolerance limit IEC60942:2003 Class 1
1/2 inch Bruel&Kjaer 4180	0.95	$\pm 0.50$	$\pm 3.0\%$

Note : 1. No adjustment.

2. The calibrator pressure correction was not included.

3. The microphone volume correction was not included.

Electrical and Electronic Standards Laboratory  
Industrial Metrology and Testing Service Centre

Date of Calibration : 21 Feb. 2025

Date of Issue : 24 Feb. 2025

Ref : 2011268021900739001

End of Certificate

2 / 2

The results relate only to the items tested/calibrated or value assigned.  
Advertising the Report/Certificate and publicity of the results except in full are prohibited unless written permission is obtained from the governor of TISTR.

FM.BL.MTC.002 Rev.5

Head Office  
35 Mu 3 Tambon Khlong Ha, Amphoe Khlong Luang,  
Changwat Pathumthani 12120, Thailand  
Tel. (66) 0 2577 9036  
Fax. (66) 0 2577 9009

Office/Laboratory  
668 Mu 2 Tambon Bangpoomai, Amphoe Muang Samutprakan,  
Changwat Samutprakan 10280, Thailand  
Tel. (66) 0 2323 1672-80 ext. 115, 116  
(66) 08 3219 9440  
E-mail : mtc@tistr.or.th Website : www.tistr.or.th

Office  
196 Phahonyothin Road, Ladyao, Chatuchak,  
Bangkok 10900, Thailand  
Tel. (66) 0 2579 1121-30 ext. 5219, 5225, 5217  
(66) 08 1889 6827



บริษัท เอส.พี.เอส. คอนซัลติ้ง เซอร์วิส จำกัด  
S.P.S. CONSULTING SERVICE CO., LTD.  
7 ซอยพหลโยธิน 24 ถนนพหลโยธิน แขวงจอมพล เขตจตุจักร กรุงเทพฯ 10900  
7 Soi Phaholyothin 24, Phaholyothin Rd., Jompol, Chatuchak, Bangkok 10900  
Tel : (662) 939-4370-72, Fax : (662) 513-4221, E-mail : sale@spscon.com, www.spscon.com

Noise B\_435/25

## Sound Level Meter Calibration Report

### Acoustic Calibrator Data

Brand	ACO	Number	AC 03/56
Model	2127	Serial No.	130006
Calibration Range	94 dB, 1000 Hz	Last Calibration	21 February 2025
		Due Date	21 February 2026

### Calibration Data

Sound Level Meter Data				Calibration Data		
SLM No.	Brand	Model	Serial No.	Date	Actual Reading [dB]	
					Before Adjustment	After Adjustment
ACO-B18	ACO	6236	00172048	07 September 2025	93.7	93.9
ACO-B29	ACO	6236	00182011	07 September 2025	93.9	93.9
ACO-B36	ACO	6236	00192027	07 September 2025	93.9	93.9
ACO-B43	ACO	6236	00192034	07 September 2025	93.8	93.9
Acoustic Certified Value : Thailand Institute of Scientific and Technological Research (TISTR)					93.81 ± 0.10 dB	



บริษัท เอส.พี.เอส. คอนซัลติ้ง เซอร์วิส จำกัด  
S.P.S. CONSULTING SERVICE CO., LTD.  
7 ซอยพหลโยธิน 24 ถนนพหลโยธิน แขวงจอมพล เขตจตุจักร กรุงเทพฯ 10900  
7 Soi Phaholyothin 24, Phaholyothin Rd., Jompol, Chatuchak, Bangkok 10900  
Tel : (662) 939-4370-72, Fax : (662) 513-4221, E-mail : sale@spscon.com, www.spscon.com

Noise B\_594/25

## Sound Level Meter Calibration Report

### Acoustic Calibrator Data

Brand	ACO	Number	AC 03/56
Model	2127	Serial No.	130006
Calibration Range	94 dB, 1000 Hz	Last Calibration	21 February 2025
		Due Date	21 February 2026

### Calibration Data

Sound Level Meter Data				Calibration Data		
SLM No.	Brand	Model	Serial No.	Date	Actual Reading [dB]	
					Before Adjustment	After Adjustment
ACO-B29	ACO	6236	00182011	14 December 2025	93.7	93.9
ACO-B33	ACO	6236	00182015	14 December 2025	93.9	93.9
ACO-B36	ACO	6236	00192027	14 December 2025	93.8	93.9
ACO-B41	ACO	6236	00192032	14 December 2025	93.7	93.9
Acoustic Certified Value : Thailand Institute of Scientific and Technological Research (TISTR)					93.81 ± 0.10 dB	